

(12) INTERNATIONAL APPLICATION PUBLISHED UNDER THE PATENT COOPERATION TREATY (PCT)

(19) World Intellectual Property Organization
International Bureau




(43) International Publication Date
27 December 2001 (27.12.2001)

PCT

(10) International Publication Number
WO 01/98326 A2

- (51) International Patent Classification⁷: C07K 9/00
- (21) International Application Number: PCT/US01/13995
- (22) International Filing Date: 1 May 2001 (01.05.2001)
- (25) Filing Language: English
- (26) Publication Language: English
- (30) Priority Data:
60/213,146 22 June 2000 (22.06.2000) US
- (71) Applicant (for all designated States except US): **ADVANCED MEDICINE, INC.** [US/US]; 901 Gateway Boulevard, South San Francisco, CA 94080 (US).
- (71) Applicant and
(72) Inventor: **MU, YongQi** [CN/US]; 102 Lyett Street, Los Altos, CA 94022 (US).
- (74) Agent: **VIKSINS, Ann, S.**; Schwegman, Lundberg, Woessner & Kluth, P.O. Box 2938, Minneapolis, MN 55402 (US).
- (81) Designated States (national): AE, AG, AI, AM, AT, AU, AZ, BA, BB, BG, BR, BY, BZ, CA, CH, CN, CO, CR, CU, CZ, DE, DK, DM, DZ, EE, ES, FI, GB, GD, GE, GH, GM, HR, HU, ID, IL, IN, IS, JP, KE, KG, KP, KR, KZ, LC, LK, LR, LS, LT, LU, LV, MA, MD, MG, MK, MN, MW, MX, MZ, NO, NZ, PL, PT, RO, RU, SD, SE, SG, SI, SK, SL, TJ, TM, TR, TT, TZ, UA, UG, US, UZ, VN, YU, ZA, ZW.
- (84) Designated States (regional): ARIPO patent (GH, GM, KE, LS, MW, MZ, SD, SL, SZ, TZ, UG, ZW), Eurasian patent (AM, AZ, BY, KG, KZ, MD, RU, TJ, TM), European patent (AT, BE, CH, CY, DE, DK, ES, FI, FR, GB, GR, IE, IT, LU, MC, NL, PT, SE, TR), OAPI patent (BF, BJ, CF, CG, CI, CM, GA, GN, GW, ML, MR, NE, SN, TD, TG).
- Published:**
-- without international search report and to be republished upon receipt of that report
- For two-letter codes and other abbreviations, refer to the "Guidance Notes on Codes and Abbreviations" appearing at the beginning of each regular issue of the PCT Gazette*



WO 01/98326 A2

(54) Title: GLYCOPEPTIDE DISULFIDE AND THIOESTER DERIVATIVES

(57) Abstract: Disclosed are disulfide and thioester derivatives of glycopeptides and pharmaceutical compositions containing such glycopeptide derivatives. The disclosed glycopeptide derivatives are useful as antibacterial agents.

GLYCOPEPTIDE DISULFIDE AND THIOESTER DERIVATIVES

PRIORITY OF INVENTION

This application claims priority to United States Provisional Application
Number 60/213,146, filed 22 June 2000, which application is incorporated herein by
5 reference in its entirety.

BACKGROUND OF THE INVENTION

Field of the Invention

This invention is directed to novel disulfide and thioester derivatives of
glycopeptide antibiotics and related compounds. This invention is also directed to
10 pharmaceutical compositions containing such glycopeptide derivatives, methods of
using such glycopeptide derivatives as antibacterial agents, and processes and
intermediates useful for preparing such glycopeptide derivatives.

Background

Glycopeptides are a well-known class of antibiotics produced by various
15 microorganisms (*see Glycopeptide Antibiotics*, edited by R. Nagarajan, Marcel
Dekker, Inc. New York (1994)). These complex multi-ring peptide compounds are
very effective antibacterial agents against a majority of Gram-positive bacteria.
Although potent antibacterial agents, the glycopeptides antibiotics are not used in the
treatment of bacterial diseases as often as other classes of antibiotics, such as the
20 semi-synthetic penicillins, cephalosporins and lincomycins, due to concerns
regarding toxicity.

In recent years, however, bacterial resistance to many of the commonly-used
antibiotics has developed (*see J. E. Geraci et al., Mayo Clin. Proc. 1983, 58, 88-91;*
and M. Foldes, *J. Antimicrob. Chemother. 1983, 11, 21-26*). Since glycopeptide
25 antibiotics are often effective against these resistant strains of bacteria, glycopeptides

--2--

such as vancomycin have become the drugs of last resort for treating infections caused by these organisms. Recently, however, resistance to vancomycin has appeared in various microorganisms, such as vancomycin-resistant enterococci (VRE), leading to increasing concerns about the ability to effectively treat bacterial
5 infections in the future (see Hospital Infection Control Practices Advisory Committee, *Infection Control Hospital Epidemiology*, **1995**, *17*, 364-369; A. P. Johnson et al., *Clinical Microbiology Rev.*, **1990**, *3*, 280-291; G. M. Eliopoulos, *European J. Clinical Microbiol., Infection Disease*, **1993**, *12*, 409-412; and P. Courvalin, *Antimicrob. Agents Chemother*, **1990**, *34*, 2291-2296).

10 A number of derivatives of vancomycin and other glycopeptides are known in the art. For example, see U.S. Patent Nos. 4,639,433; 4,643,987; 4,497,802; 4,698,327; 5,591,714; 5,840,684; and 5,843,889. Other derivatives are disclosed in EP 0 802 199; EP 0 801 075; EP 0 667 353; WO 97/28812; WO 97/38702; WO 98/52589; WO 98/52592; and in *J. Amer. Chem. Soc.*, **1996**, *118*, 13107-13108; *J.*
15 *Amer. Chem. Soc.*, **1997**, *119*, 12041-12047; and *J. Amer. Chem. Soc.*, **1994**, *116*, 4573-4590.

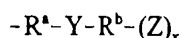
Despite the above referenced disclosures, a need currently exists for novel glycopeptide derivatives having effective antibacterial activity and an improved mammalian safety profile. In particular, a need exists for glycopeptide derivatives
20 which are effective against a wide spectrum of pathogenic microorganism, including vancomycin-resistant microorganisms, and which have reduced tissue accumulation and/or nephrotoxicity.

SUMMARY OF THE INVENTION

The present invention provides novel disulfide and thioester glycopeptide
25 derivatives having highly effective antibacterial activity and an improved mammalian safety profile. More specifically, the disulfide and thioester glycopeptide derivatives of the invention unexpectedly exhibit reduced tissue accumulation and/or nephrotoxicity when administered to a mammal.

--3--

Accordingly, the invention provides a compound of the invention,
which is a glycopeptide compound having at least one substituent of the formula:



wherein

5 each R^a is independently alkylene, substituted alkylene, alkenylene,
substituted alkenylene, alkynylene, substituted alkynylene, cycloalkylene, substituted
cycloalkylene, cycloalkenylene, substituted cycloalkenylene, arylene, heteroarylene,
heterocyclene, -C(O)-alkylene, substituted -C(O)-alkylene, -C(O)-alkenylene,
substituted -C(O)-alkenylene, -C(O)-alkynylene, substituted -C(O)-alkynylene,
10 -C(O)-cycloalkylene, substituted -C(O)-cycloalkylene, -C(O)-cycloalkenylene,
substituted -C(O)-cycloalkenylene, -C(O)-arylene, -C(O)-heteroarylene, or
-C(O)-heterocyclene;

each R^b is independently a covalent bond, alkylene, substituted alkylene,
alkenylene, substituted alkenylene, alkynylene, substituted alkynylene,
15 cycloalkylene, substituted cycloalkylene, cycloalkenylene, or substituted
cycloalkenylene; provided R^b is not a covalent bond when Z is hydrogen;

each Y is independently selected from the group consisting of oxygen, sulfur,
-S-S-, -S-C(=O)-, -C(=O)-S-, -NR^c-, -S(O)-, -SO₂-, -NR^cC(O)-, -OSO₂-,
-OC(O)-, -NR^cSO₂-, -C(O)NR^c-, -C(O)O-, -SO₂NR^c-, -SO₂O-,
20 -P(O)(OR^c)O-, -P(O)(OR^c)NR^c-, -OP(O)(OR^c)O-, -OP(O)(OR^c)NR^c-,
-OC(O)O-, -NR^cC(O)O-, -NR^cC(O)NR^c-, -OC(O)NR^c-, C(=O), and
-NR^cSO₂NR^c-;

each Z is independently selected from hydrogen, aryl, cycloalkyl,
cycloalkenyl, heteroaryl and heterocyclic;

25 each R^c is independently selected from the group consisting of hydrogen,
alkyl, substituted alkyl, alkenyl, substituted alkenyl, alkynyl, substituted alkynyl,
cycloalkyl, substituted cycloalkyl, cycloalkenyl, substituted cycloalkenyl, aryl,
heteroaryl, heterocyclic and -C(O)R^d;

-4-

each R^d is independently selected from the group consisting of alkyl, substituted alkyl, alkenyl, substituted alkenyl, alkynyl, substituted alkynyl, cycloalkyl, substituted cycloalkyl, cycloalkenyl, substituted cycloalkenyl, aryl, heteroaryl and heterocyclic;

5 x is 1 or 2;

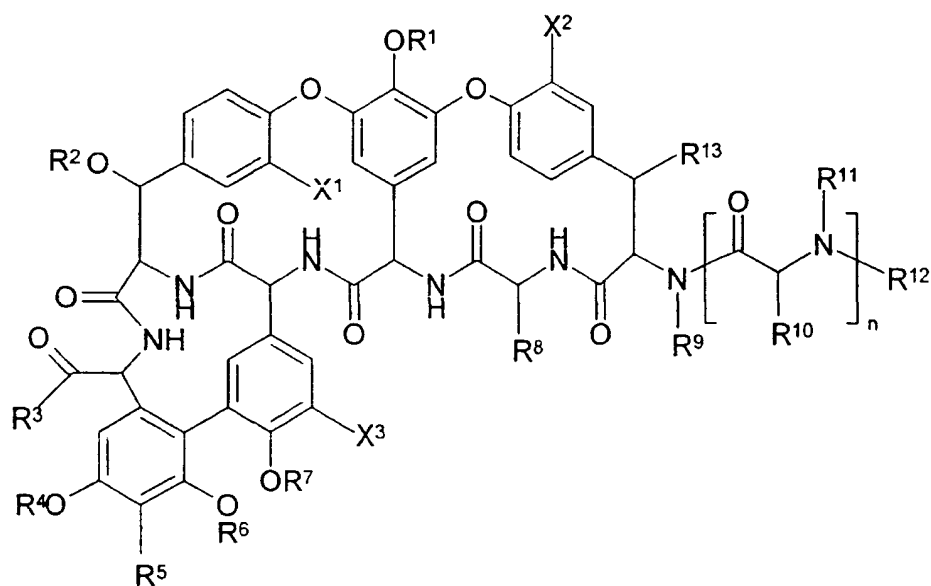
or a pharmaceutically acceptable salt, stereoisomer, or prodrug thereof; provided that at least one Y is -S-S-, -S-C(=O)-, or -C(=O)-S-.

10 Preferably, each R^a is independently selected from the group consisting of alkylene, substituted alkylene, alkenylene, substituted alkenylene, alkynylene and substituted alkynylene.

Preferably, each R^b is independently selected from the group consisting of a covalent bond, alkylene, substituted alkylene, alkenylene, substituted alkenylene, alkynylene and substituted alkynylene, provided R^b is not a covalent bond when Z is hydrogen.

15 Preferred compounds of the invention exclude glycopeptides substituted at the carboxy terminus with a substituent that comprises more than one carboxy group.

A preferred compound of the invention is a glycopeptide of formula I:



(I)

--5--

wherein:

R^1 is hydrogen, alkyl, substituted alkyl, alkenyl, substituted alkenyl, alkynyl, substituted alkynyl, cycloalkyl, substituted cycloalkyl, cycloalkenyl, substituted cycloalkenyl, aryl, heteroaryl, heterocyclic, $-R^a-Y-R^b-(Z)_x$; or a saccharide group optionally substituted with $-R^a-Y-R^b-(Z)_x$;

R^2 is hydrogen or a saccharide group optionally substituted with $-R^a-Y-R^b-(Z)_x$, R^f , $-C(O)R^f$, or $-C(O)-R^a-Y-R^b-(Z)_x$;

R^3 is $-OR^c$, $-NR^cR^c$, $-O-R^a-Y-R^b-(Z)_x$, $-NR^c-R^a-Y-R^b-(Z)_x$, $-NR^cR^c$, or $-O-R^c$;

R^4 is selected from the group consisting of hydrogen, alkyl, substituted alkyl, alkenyl, substituted alkenyl, alkynyl, substituted alkynyl, $-R^a-Y-R^b-(Z)_x$, $-C(O)R^d$ and a saccharide group optionally substituted with $-R^a-Y-R^b-(Z)_x$, R^f , $-C(O)R^f$, or $-C(O)-R^a-Y-R^b-(Z)_x$;

R^5 is selected from the group consisting of hydrogen, halo, $-CH(R^c)-NR^cR^c$, $-CH(R^c)-NR^cR^c$, $-CH(R^c)-NR^c-R^a-Y-R^b-(Z)_x$, $-CH(R^c)-R^x$, and $-CH(R^c)-NR^c-R^a-C(=O)-R^x$;

R^6 is selected from the group consisting of hydrogen, alkyl, substituted alkyl, alkenyl, substituted alkenyl, alkynyl, substituted alkynyl, $-R^a-Y-R^b-(Z)_x$, $-C(O)R^d$ and a saccharide group optionally substituted with $-NR^c-R^a-Y-R^b-(Z)_x$, or R^5 and R^6 can be joined, together with the atoms to which they are attached, form a heterocyclic ring optionally substituted with $-NR^c-R^a-Y-R^b-(Z)_x$;

R^7 is selected from the group consisting of hydrogen, alkyl, substituted alkyl, alkenyl, substituted alkenyl, alkynyl, substituted alkynyl, $-R^a-Y-R^b-(Z)_x$, and $-C(O)R^d$;

R^8 is selected from the group consisting of hydrogen, alkyl, substituted alkyl, alkenyl, substituted alkenyl, alkynyl, substituted alkynyl, cycloalkyl, substituted cycloalkyl, cycloalkenyl, substituted cycloalkenyl, aryl, heteroaryl and heterocyclic;

R^9 is selected from the group consisting of hydrogen, alkyl, substituted alkyl, alkenyl, substituted alkenyl, alkynyl, substituted alkynyl, cycloalkyl, substituted cycloalkyl, cycloalkenyl, substituted cycloalkenyl, aryl, heteroaryl and heterocyclic;

--6--

R¹⁰ is selected from the group consisting of hydrogen, alkyl, substituted alkyl, alkenyl, substituted alkenyl, alkynyl, substituted alkynyl, cycloalkyl, substituted cycloalkyl, cycloalkenyl, substituted cycloalkenyl, aryl, heteroaryl and heterocyclic; or R⁸ and R¹⁰ are joined to form -Ar¹-O-Ar²-, where Ar¹ and Ar² are independently arylene or heteroarylene;

R¹¹ is selected from the group consisting of hydrogen, alkyl, substituted alkyl, alkenyl, substituted alkenyl, alkynyl, substituted alkynyl, cycloalkyl, substituted cycloalkyl, cycloalkenyl, substituted cycloalkenyl, aryl, heteroaryl and heterocyclic, or R¹⁰ and R¹¹ are joined, together with the carbon and nitrogen atoms to which they are attached, to form a heterocyclic ring;

R¹² is selected from the group consisting of hydrogen, alkyl, substituted alkyl, alkenyl, substituted alkenyl, alkynyl, substituted alkynyl, cycloalkyl, substituted cycloalkyl, cycloalkenyl, substituted cycloalkenyl, aryl, heteroaryl, heterocyclic, -C(O)R^d, -C(NH)R^d, -C(O)NR^cR^c, -C(O)OR^d, -C(NH)NR^cR^c and -R^a-Y-R^b-(Z)_x, or R¹¹ and R¹² are joined, together with the nitrogen atom to which they are attached, to form a heterocyclic ring;

R¹³ is selected from the group consisting of hydrogen or -OR¹⁴;

R¹⁴ is selected from hydrogen, -C(O)R^d and a saccharide group;

each R^a is independently selected from the group consisting of alkylene, substituted alkylene, alkenylene, substituted alkenylene, alkynylene and substituted alkynylene;

each R^b is independently selected from the group consisting of a covalent bond, alkylene, substituted alkylene, alkenylene, substituted alkenylene, alkynylene and substituted alkynylene, provided R^b is not a covalent bond when Z is hydrogen;

each R^c is independently selected from the group consisting of hydrogen, alkyl, substituted alkyl, alkenyl, substituted alkenyl, alkynyl, substituted alkynyl, cycloalkyl, substituted cycloalkyl, cycloalkenyl, substituted cycloalkenyl, aryl, heteroaryl, heterocyclic and -C(O)R^d;

each R^d is independently selected from the group consisting of alkyl, substituted alkyl, alkenyl, substituted alkenyl, alkynyl, substituted alkynyl,

--7--

cycloalkyl, substituted cycloalkyl, cycloalkenyl, substituted cycloalkenyl, aryl, heteroaryl and heterocyclic;

R^c is a saccharide group;

each R^f is independently alkyl, substituted alkyl, alkenyl, substituted alkenyl, alkynyl, substituted alkynyl, cycloalkyl, substituted cycloalkyl, cycloalkenyl, substituted cycloalkenyl, aryl, heteroaryl, or heterocyclic;

R^* is a nitrogen-linked amino saccharide or a nitrogen linked heterocycle;

X^1 , X^2 and X^3 are independently selected from hydrogen or chloro;

each Y is independently selected from the group consisting of oxygen, sulfur, -S-S-, -S-C(=O)-, -C(=O)-S-, -NR^c-, -S(O)-, -SO₂-, -NR^cC(O)-, -OSO₂-, -OC(O)-, -NR^cSO₂-, -C(O)NR^c-, -C(O)O-, -SO₂NR^c-, -SO₂O-, -P(O)(OR^c)O-, -P(O)(OR^c)NR^c-, -OP(O)(OR^c)O-, -OP(O)(OR^c)NR^c-, -OC(O)O-, -NR^cC(O)O-, -NR^cC(O)NR^c-, -OC(O)NR^c-, C(=O), and -NR^cSO₂NR^c-;

each Z is independently selected from hydrogen, aryl, cycloalkyl, cycloalkenyl, heteroaryl and heterocyclic;

n is 0, 1 or 2; and

x is 1 or 2;

or a pharmaceutically acceptable salt, stereoisomer, or prodrug thereof;

wherein the glycopeptide is substituted with one or more groups wherein Y is -S-S-, -S-C(=O)-, or -C(=O)-S-;

provided R^3 is not a substituent that comprises more than one carboxy group;

and provided R^3 is not a substituent that comprises one or more saccharide groups and a carboxy group; and

provided R^1 is not an amino saccharide wherein the saccharide-amine is substituted with a substituent that comprises two or more hydroxy groups.

Preferably, R^1 is an amino saccharide wherein the saccharide-amine is substituted with: -CH₂CH₂-NH-(CH₂)₉CH₃; -CH₂CH₂CH₂-NH-(CH₂)₈CH₃;

-CH₂CH₂CH₂CH₂-NH-(CH₂)₇CH₃; -CH₂CH₂-NH-SO₂-(CH₂)₉CH₃;

-CH₂CH₂-NH-SO₂-(CH₂)₁₁CH₃; -CH₂CH₂-S-(CH₂)₈CH₃;

--8--

- CH₂CH₂-S-(CH₂)₉CH₃; -CH₂CH₂-S-(CH₂)₁₀CH₃; -CH₂CH₂CH₂-S-(CH₂)₈CH₃;
 -CH₂CH₂CH₂-S-(CH₂)₉CH₃; -CH₂CH₂CH₂-S-(CH₂)₃-CH=CH-(CH₂)₄CH₃ (*trans*);
 -CH₂CH₂CH₂CH₂-S-(CH₂)₇CH₃; -CH₂CH₂-S(O)-(CH₂)₉CH₃;
 -CH₂CH₂-S-(CH₂)₆Ph; -CH₂CH₂-S-(CH₂)₈Ph; -CH₂CH₂CH₂-S-(CH₂)₈Ph;
 5 -CH₂CH₂-NH-CH₂-4-(4-Cl-Ph)-Ph; -CH₂CH₂-NH-CH₂-4-[4-(CH₃)₂CHCH₂-]-Ph;
 -CH₂CH₂-NH-CH₂-4-(4-CF₃-Ph)-Ph; -CH₂CH₂-S-CH₂-4-(4-Cl-Ph)-Ph;
 -CH₂CH₂-S(O)-CH₂-4-(4-Cl-Ph)-Ph; -CH₂CH₂CH₂-S-CH₂-4-(4-Cl-Ph)-Ph;
 -CH₂CH₂CH₂-S(O)-CH₂-4-(4-Cl-Ph)-Ph; -CH₂CH₂CH₂-S-CH₂-4-[3,4-di-Cl-
 PhCH₂O-)-Ph; -CH₂CH₂-NHSO₂-CH₂-4-[4-(4-Ph)-Ph]-Ph;
 10 -CH₂CH₂CH₂-NHSO₂-CH₂-4-(4-Cl-Ph)-Ph; -CH₂CH₂CH₂-NHSO₂-CH₂-4-(Ph-
 C≡C-)-Ph; -CH₂CH₂CH₂-NHSO₂-4-(4-Cl-Ph)-Ph; or -CH₂CH₂CH₂-NHSO₂-4-
 (naphth-2-yl)-Ph. More preferably, the alkylated glycopeptide product is also
 compound of formula I wherein R¹ is an amino saccharide wherein the saccharide-
 amine is substituted with 4-(4-chlorophenyl)benzyl or 4-(4-chlorobenzyloxy)benzyl.

- 15 More preferably, R¹ is an amino containing saccharide group substituted on
 the amine with a substituent that comprises one or more (e.g. 1, 2, or 3) disulfide
 (-S-S-) or thioester (-S-C(=O)-) bonds.

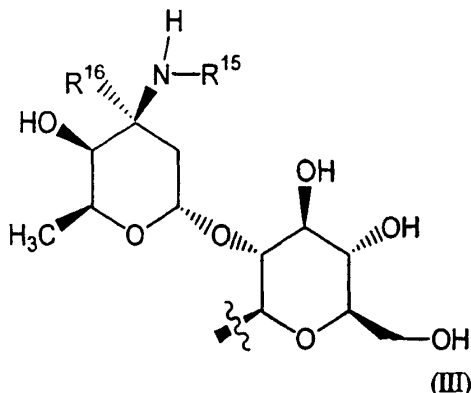
- More preferably, R¹ is an amino containing saccharide group substituted on
 the amine with a group of formula -R^a-W-R^b wherein: W is -S-S- or -S-C(=O)- and
 20 R^b is alkyl, substituted alkyl, alkenyl, substituted alkenyl, alkynyl, substituted
 alkynyl, cycloalkyl, substituted cycloalkyl, cycloalkenyl, substituted cycloalkenyl,
 aryl, heteroaryl, or heterocyclic.

- More preferably, R² is alkylene, substituted alkylene, alkenylene, substituted
 alkenylene, alkynylene, substituted alkynylene, -C(O)-alkylene, substituted
 25 -C(O)-alkylene, -C(O)-alkenylene, substituted -C(O)-alkenylene, -C(O)-alkynylene,
 or substituted -C(O)-alkynylene.

More preferably, R^b is alkyl, substituted alkyl, alkenyl, substituted alkenyl,
 alkynyl, or substituted alkynyl.

For example, R¹ is preferably a saccharide group of the formula (III):

--9--



wherein R^{15} is $-R^a-W-R^b$, and R^{16} is hydrogen or methyl.

Preferably, R^2 is hydrogen.

In a preferred embodiment, R^3 is $-R^a-W-R^b$ where R^a , R^b , and W are as defined herein. In another preferred embodiment, R^3 is $-OR^c$ or $-NR^cR^c$; more preferably R^3 is $-OH$.

- 5 Preferably, R^3 is $-OH$; $-NH-(CH_2)_3-N(CH_3)_2$; N -(D-glucosamine); $-NHCH(CO_2CH_3)CH_2CO_2CH_3$; $-NH(CH_2)_3$ -(morpholin-4-yl); $-NH(CH_2)_3-NH(CH_2)_2CH_3$; $-NH(CH_2$ -piperidin-1-yl); $-NH(CH_2)_4NHC(N)NH_2$;
 $-NH(CH_2)_2-N^+(CH_3)_3$; $-NHCH(COOH)(CH_2)_3NHC(N)NH_2$; $-NH-[(CH_2)_3-NH]_3-H$;
 10 $-N[(CH_2)_3N(CH_3)_2]_2$; $-NH(CH_2)_3$ -imidazol-1-yl; $-NHCH_2$ -4-pyridyl; $-NH(CH_2)_3CH_3$;
 $-NH(CH_2)_2OH$; $-NH(CH_2)_3OH$; $-NH(CH_2)_2OCH_3$; $-NHCH_2$ -tetrahydrofuran-2-yl;
 $-N[(CH_2)_2OH]_2$; $-NH(CH_2)_2N[(CH_2)_2OH]_2$; $-NHCH_2COOH$;
 $-NHCH(COOH)CH_2OH$; $-NH(CH_2)_2COOH$; N -(glucamine); $-NH(CH_2)_2COOH$;
 $-NH(CH_2)_3SO_3H$; $-NHCH(COOH)(CH_2)_2NH_2$; $-NHCH(COOH)(CH_2)_3NH_2$;
 15 $-NHCH(COOH)CH_2CO_2(CH_2)_3-N^+(CH_3)_3$; $-NHCH(COOH)CH_2CO_2(CH_2)_2C(O)-N(CH_3)_2$;
 $-NHCH(COOH)CH_2CO_2(CH_2)_3$ -morpholin-4-yl;
 $-NHCH(COOH)CH_2CO_2(CH_2)_2OC(O)C(CH_3)_3$; $-NHCH(CH_2COOH)CO_2(CH_2)_3-N^+(CH_3)_3$;
 $-NHCH(CH_2COOH)CO_2(CH_2)_2C(O)N(CH_3)_2$;
 $-NHCH(CH_2COOH)CO_2(CH_2)_3$ -morpholin-4-yl;
 20 $-NHCH(CH_2COOH)CO_2(CH_2)_2OC(O)C(CH_3)_3$; $-NHCH(COOH)CH_2CO_2CH_3$;
 $-NHCH(CH_2COOH)CO_2(CH_2)_2N(CH_3)_2$; $-NHCH(COOH)CH_2CO_2CH_2C(O)N(CH_3)_2$;

--10--

-NHCH(CH₂COOH)CO₂CH₂C(O)N(CH₃)₂; -NHCH(CH₂COOH)CO₂CH₃;
 -NH(CH₂)₃N(CH₃)₂; -NHCH₂CH₂CO₂CH₃; -NHCH[CH₂CO₂CH₂C(O)N(CH₃)₂]-
 CO₂CH₂-C(O)-N(CH₃)₂; -NHCH₂CO₂CH₃; -N-(methyl 3-amino-3-
 deoxyaminopyranoside); -N-(methyl 3-amino-2,3,6-trideoxyhexopyranoside); -N-(2-
 5 amino-2-deoxy-6-(dihydrogenphosphate)-glucopyranose); -N-(2-amino-2-
 deoxygluconic acid); -NH(CH₂)₄COOH; -N-(N-CH₃-D-glucamine;
 -NH(CH₂)₆COOH; -O(D-glucose); -NH(CH₂)₃OC(O)CH(NH₂)CH₃;
 -NH(CH₂)₄CH(C(O)-2-HOOC-pyrrolidin-1-yl)NHCH(COOH)-CH₂CH₂Ph (S,S
 isomer); -NH-CH₂CH₂-NH-(CH₂)₉CH₃; -NH(CH₂)C(O)CH₂C(O)N(CH₃)₂;

10 Preferably, R⁴, R⁶ and R⁷ are each independently selected from hydrogen or
 -C(O)R^d. More preferably, R⁴, R⁶ and R⁷ are each hydrogen.

In a preferred embodiment, R⁵ is -R^a-W-R^b where R^a, R^b, and W are as
 defined herein. In another preferred embodiment, R⁵ is hydrogen, -CH₂-NHR^c,
 -CH₂-NR^cR^e or -CH₂-NH-R^a-Y-R^b-(Z)_x. R⁵ can also preferably be hydrogen; -
 15 CH₂-N-(N-CH₃-D-glucamine); -CH₂-NH-CH₂CH₂-NH-(CH₂)₉CH₃; -CH₂-NH-
 CH₂CH₂-NHC(O)-(CH₂)₃COOH; -CH₂-NH-(CH₂)₉CH₃; -CH₂-NH-CH₂CH₂-COOH; -
 CH₂-NH-(CH₂)₅COOH; -CH₂-(morpholin-4-yl); -CH₂-NH-CH₂CH₂-O-CH₂CH₂OH; -
 CH₂-NH-CH₂CH(OH)-CH₂OH; -CH₂-N[CH₂CH₂OH]₂; -CH₂-NH-(CH₂)₃-N(CH₃)₂;
 -CH₂-N[(CH₂)₃-N(CH₃)₂]₂; -CH₂-NH-(CH₂)₃-(imidazol-1-yl); -CH₂-NH-(CH₂)₃-
 20 (morpholin-4-yl); -CH₂-NH-(CH₂)₄-NHC(NH)NH₂; -CH₂-N-(2-amino-2-
 deoxygluconic acid); -CH₂-NH-CH₂CH₂-NH-(CH₂)₁₁CH₃; -CH₂-NH-
 CH(COOH)CH₂COOH; -CH₂-NH-CH₂CH₂-NHSO₂-(CH₂)₇CH₃; -CH₂-NH-CH₂CH₂-
 NHSO₂-(CH₂)₈CH₃; -CH₂-NH-CH₂CH₂-NHSO₂-(CH₂)₉CH₃; -CH₂-NH-CH₂CH₂-
 NHSO₂-(CH₂)₁₁CH₃; -CH₂-NH-CH₂CH₂-NH-(CH₂)₇CH₃; -CH₂-NH-CH₂CH₂-O-CH₂
 25 CH₂OH; -CH₂-NH-CH₂CH₂C(O)-N-(D-glucosamine); -CH₂-NH-(6-oxo-
 [1,3]oxazinan-3-yl); -CH₂-NH-CH₂CH₂-S-(CH₂)₇CH₃; -CH₂-NH-CH₂CH₂-S-
 (CH₂)₈CH₃; -CH₂-NH-CH₂CH₂-S-(CH₂)₉CH₃; -CH₂-NH-CH₂CH₂-S-(CH₂)₁₁CH₃; -
 CH₂-NH-CH₂CH₂-S-(CH₂)₆Ph; -CH₂-NH-CH₂CH₂-S-(CH₂)₈Ph; -CH₂-NH-CH₂CH₂-

-11-

S-(CH₂)₁₀Ph; -CH₂-NH-CH₂CH₂-S-CH₂-(4-(4-CF₃-Ph)Ph); -CH₂-NH-CH₂CH₂-NH-(CH₂)₁₁CH₃; or -CH₂-NH-(CH₂)₅-COOH.

Preferably, R⁸ is -CH₂C(O)NH₂, -CH₂COOH, benzyl, 4-hydroxyphenyl or 3-chloro-4-hydroxyphenyl.

5 Preferably, R⁹ is hydrogen or alkyl.

Preferably, R¹⁰ is alkyl or substituted alkyl. More preferably, R¹⁰ is the side-chain of a naturally occurring amino acid, such as isobutyl.

Preferably, R¹¹ is hydrogen or alkyl.

10 Preferably, R¹² is hydrogen, alkyl, substituted alkyl or -C(O)R^d. R¹² can also preferably be hydrogen; -CH₂COOH; -CH₂-[CH(OH)]₃CH₂OH; -CH₂CH(OH)CH₂OH; -CH₂CH₂NH₂; -CH₂C(O)OCH₂CH₃; -CH₂-(2-pyridyl); -CH₂-[CH(OH)]₄COOH; -CH₂-(3-carboxyphenyl); (R)-C(O)CH(NH₂)(CH₂)₄NH₂; -C(O)Ph; -C(O)CH₂NHC(O)CH₃; *E*-CH₂CH₂-S-(CH₂)₃CH=CH(CH₂)₄CH₃; or -C(O)CH₃.

15 Preferably, X¹ and X² are each chloro.

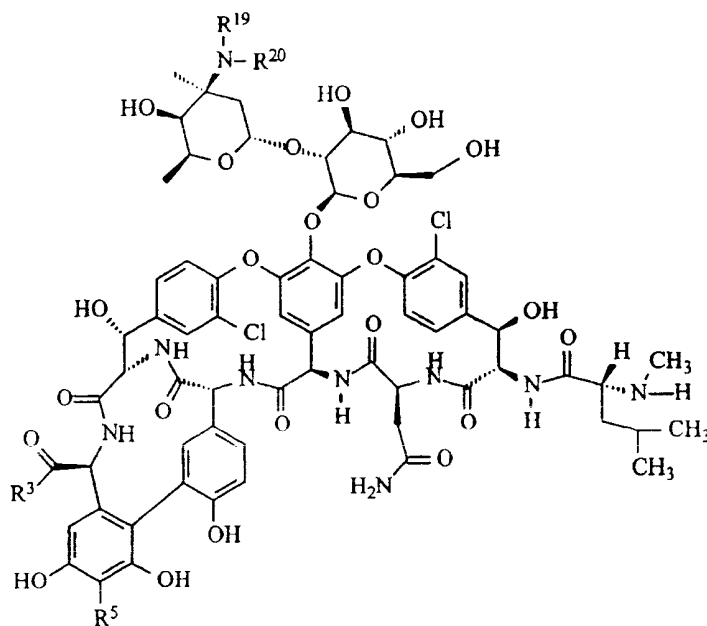
Preferably, X³ is hydrogen.

20 Preferably, each Y is independently selected from the group consisting of oxygen, sulfur, -S-S-, -S-C(=O)-, -C(=O)-S-, -NR^c-, -S(O)-, -SO₂-, -NR^cC(O)-, -OSO₂-, -OC(O)-, -NR^cSO₂-, -C(O)NR^c-, -C(O)O-, -SO₂NR^c-, -SO₂O-, -P(O)(OR^c)O-, -P(O)(OR^c)NR^c-, -OP(O)(OR^c)O-, -OP(O)(OR^c)NR^c-, -OC(O)O-, -NR^cC(O)O-, -NR^cC(O)NR^c-, -OC(O)NR^c-, and -NR^cSO₂NR^c-;

Preferably, *n* is 0 or 1, and more preferably, *n* is 1.

A preferred compound of the invention is a glycopeptide of formula II:

-12--



(II)

wherein:

R¹⁹ is hydrogen;

R²⁰ is -R^a-W-R^h

R^a is independently alkylene, substituted alkylene, alkenylene, substituted
 5 alkenylene, alkynylene, substituted alkynylene, cycloalkylene, substituted
 cycloalkylene, cycloalkenylene, substituted cycloalkenylene, arylene, heteroarylene,
 heterocyclene, -C(O)-alkylene, substituted -C(O)-alkylene, -C(O)-alkenylene,
 substituted -C(O)-alkenylene, -C(O)-alkynylene, substituted -C(O)-alkynylene,
 -C(O)-cycloalkylene, substituted -C(O)-cycloalkylene, -C(O)-cycloalkenylene,
 10 substituted -C(O)-cycloalkenylene, -C(O)-arylene, -C(O)-heteroarylene, or
 -C(O)-heterocyclene;

R^h is alkyl, substituted alkyl, alkenyl, substituted alkenyl, alkynyl, substituted
 alkynyl, cycloalkyl, substituted cycloalkyl, cycloalkenyl, substituted cycloalkenyl,
 aryl, heteroaryl, or heterocyclic;

--13--

W is -S-S-, -C(=O)S-, or -S-C(=O)- and

R³, and R⁵ have any of the values or preferred values described herein;

or a pharmaceutically acceptable salt, stereoisomer, or prodrug thereof;

provided R³ is not a substituent that comprises more than one carboxy group;

5 and

provided R³ is not a substituent that comprises one or more saccharide groups and a carboxy group; and

provided R²⁰ is not a substituent that comprises two or more hydroxy groups.

More preferably, for a compound of formula II, R^a is alkylene, substituted
10 alkylene, alkenylene, substituted alkenylene, alkynylene, substituted alkynylene,
-C(O)-alkylene, substituted -C(O)-alkylene, -C(O)-alkenylene, substituted
-C(O)-alkenylene, -C(O)-alkynylene, or substituted -C(O)-alkynylene; and R^b is
alkyl, substituted alkyl, alkenyl, substituted alkenyl, alkynyl, or substituted alkynyl.

A preferred value for R¹⁵, R²⁰, or -R^a-Y-R^b-(Z)_x is

- 15 -CH₂CH₂-NH-(CH₂)₉CH₃; -CH₂CH₂CH₂-NH-(CH₂)₈CH₃;
-CH₂CH₂CH₂CH₂-NH-(CH₂)₇CH₃; -CH₂CH₂-NHSO₂-(CH₂)₉CH₃;
-CH₂CH₂-NHSO₂-(CH₂)₁₁CH₃; -CH₂CH₂-S-(CH₂)₈CH₃;
-CH₂CH₂-S-(CH₂)₉CH₃; -CH₂CH₂-S-(CH₂)₁₀CH₃; -CH₂CH₂CH₂-S-(CH₂)₈CH₃;
-CH₂CH₂CH₂-S-(CH₂)₉CH₃; -CH₂CH₂CH₂-S-(CH₂)₃-CH=CH-(CH₂)₄CH₃ (*trans*);
20 -CH₂CH₂CH₂CH₂-S-(CH₂)₇CH₃; -CH₂CH₂-S(O)-(CH₂)₉CH₃;
-CH₂CH₂-S-(CH₂)₆Ph; -CH₂CH₂-S-(CH₂)₈Ph; -CH₂CH₂CH₂-S-(CH₂)₈Ph;
-CH₂CH₂-NH-CH₂-4-(4-Cl-Ph)-Ph; -CH₂CH₂-NH-CH₂-4-[4-(CH₃)₂CHCH₂]-Ph;
-CH₂CH₂-NH-CH₂-4-(4-CF₃-Ph)-Ph; -CH₂CH₂-S-CH₂-4-(4-Cl-Ph)-Ph;
-CH₂CH₂-S(O)-CH₂-4-(4-Cl-Ph)-Ph; -CH₂CH₂CH₂-S-CH₂-4-(4-Cl-Ph)-Ph;
25 -CH₂CH₂CH₂-S(O)-CH₂-4-(4-Cl-Ph)-Ph; -CH₂CH₂CH₂-S-CH₂-4-[3,4-di-Cl-
PhCH₂O-]-Ph; -CH₂CH₂-NHSO₂-CH₂-4-[4-(4-Ph)-Ph]-Ph;
-CH₂CH₂CH₂-NHSO₂-CH₂-4-(4-Cl-Ph)-Ph; -CH₂CH₂CH₂-NHSO₂-CH₂-4-(Ph-
C≡C)-Ph; -CH₂CH₂CH₂-NHSO₂-4-(4-Cl-Ph)-Ph; or -CH₂CH₂CH₂-NHSO₂-4-

--14--

(naphth-2-yl)-Ph. Another preferred value for R¹⁵ or R²⁰ 4-(4-chlorophenyl)benzyl or 4-(4-chlorobenzyloxy)benzyl

The invention also provides a pharmaceutical composition comprising a pharmaceutically acceptable carrier and a therapeutically effective amount of a compound of the invention. In one preferred embodiment, the pharmaceutically acceptable carrier comprises an aqueous cyclodextrin solution. Preferably, the cyclodextrin is hydroxypropyl- β -cyclodextrin or sulfobutyl ether β -cyclodextrin. More preferably, the cyclodextrin is hydroxypropyl- β -cyclodextrin.

The compounds of the invention are highly effective antibacterial agents. Accordingly, the invention also provides a method of treating a mammal having a bacterial disease, comprising administering to the mammal a therapeutically effective amount of a compound of the invention. The invention also provides a method of treating a mammal having a bacterial disease, comprising administering to the mammal a therapeutically effective amount of a pharmaceutical composition of the invention.

The invention also provides processes and intermediates useful for preparing compounds of the invention, which processes and intermediates are described further herein.

The invention also provides a compound of the invention as described herein for use in medical therapy, as well as the use of a compound of the invention in the manufacture of a formulation or medicament for treating a bacterial disease in a mammal.

Preferred compounds of the invention are the compounds of formula II shown in Table I below wherein R¹⁹ is hydrogen.

Table I: Preferred Compounds of formula II

Compound	R ³	R ⁵	R ²⁰
1	OH	H	-(CH ₂) ₂ S-S(CH ₂) ₇ CH ₃
2	OH	H	-(CH ₂) ₃ S-S(CH ₂) ₇ CH ₃
3	OH	H	-(CH ₂) ₂ S-S(CH ₂) ₈ CH ₃
4	OH	H	-(CH ₂) ₃ S-S(CH ₂) ₈ CH ₃

Another preferred group of compounds of the invention are disulfide and thioester derivatives of the glycopeptide antibiotic A82846B (also known as chloroorienticin A or LY264826). See for example R. Nagarajan et al., *J. Org. Chem.*, **1988**, *54*, 983-986; and N. Tsuji et al., *J. Antibiot.*, **1988**, *41*, 819-822. The structure of this glycopeptide is similar to vancomycin, except A82846B contains an additional amino sugar (i.e. 4-epi-vancosamine attached at the R² position in formula I.) and further contains 4-epi-vancosamine in place of vancosamine in the disaccharide moiety attached at the R¹ position in formula I. For example, a preferred group of compounds are derivatives of A82846B that are substituted at the 4-epi-vancosamine nitrogen with a substituent that comprises one or more disulfide and thioester groups; or a pharmaceutically acceptable salt, stereoisomer, or prodrug thereof. Another preferred group of compounds of the invention are derivatives of A82846B wherein the 4-epi-vancosamine has been replaced with a group selected from the values defined herein for R¹ in a compound of formula I. The compounds of the invention that are disulfide and thioester derivatives of A82846B can readily be prepared using the procedures described herein. Other preferred compounds of the invention are derivatives of A82846B wherein the 4-epi-vancosamine nitrogen is substituted with a 4-(4-chlorophenyl)benzyl group or a 4-(4-chlorobenzyloxy)benzyl group.

Representative compounds of the invention have been found to unexpectedly exhibit reduced tissue accumulation and/or nephrotoxicity when administered to a

--16--

mammal. While not wishing to be bound by theory, it is believed that the disulfide or the thioester linkage functions as a metabolic sight that can be degraded *in vivo*, thereby facilitating excretion from the mammal after administration. The unexpected increase in excretion of the compounds of the invention may be responsible for the reduced tissue accumulation and/or reduced nephrotoxicity observed for these compounds relative to the corresponding compounds that lack the disulfide or thioester functionality.

Additionally, it is possible that the thiol metabolites resulting from the metabolic degradation of the compounds of the invention can undergo dimerization to form glycopeptide dimers that possess antibacterial activity. Accordingly, the invention also provides dimers of the formula $G-R^a-B-R^a-G$, wherein each G is independently a glycopeptide of formula I, bonded at the nitrogen of an R¹ saccharide; each R^a independently has one of the values defined herein for R^a in a compound of formula I; and B is -S-S-.

DETAILED DESCRIPTION OF THE INVENTION

This invention relates to novel compounds of the invention, which are disulfide or thioester derivatives of glycopeptide antibiotics, as well as to compositions comprising such compounds and to therapeutic methods comprising the administration of such compounds. When describing the compounds, compositions and methods of the invention, the following terms have the following meanings, unless otherwise indicated.

Definitions

The term "alkyl" refers to a monoradical branched or unbranched saturated hydrocarbon chain preferably having from 1 to 40 carbon atoms, more preferably 1 to 10 carbon atoms, and even more preferably 1 to 6 carbon atoms. This term is exemplified by groups such as methyl, ethyl, *n*-propyl, *iso*-propyl, *n*-butyl, *iso*-butyl, *n*-hexyl, *n*-decyl, tetradecyl, and the like.

--17--

The term "substituted alkyl" refers to an alkyl group as defined above, having from 1 to 8 substituents, preferably 1 to 5 substituents, and more preferably 1 to 3 substituents, selected from the group consisting of alkoxy, substituted alkoxy, cycloalkyl, substituted cycloalkyl, cycloalkenyl, substituted cycloalkenyl, acyl, acylamino, acyloxy, amino, substituted amino, aminoacyl, aminoacyloxy, oxyaminoacyl, azido, cyano, guanido, halogen, hydroxyl, keto, thioketo, carboxy, carboxyalkyl, thioaryloxy, thioheteroaryloxy, thioheterocycloxy, thiol, thioalkoxy, substituted thioalkoxy, aryl, aryloxy, heteroaryl, heteroaryloxy, heterocyclic, heterocycloxy, hydroxyamino, alkoxyamino, nitro, -SO-alkyl, -SO-substituted alkyl, -SO-aryl, -SO-heteroaryl, -SO₂-alkyl, -SO₂-substituted alkyl, -SO₂-aryl, -SO₂H, and -SO₂-heteroaryl.

The term "alkylene" refers to a diradical of a branched or unbranched saturated hydrocarbon chain, preferably having from 1 to 40 carbon atoms, preferably 1-10 carbon atoms, more preferably 1-6 carbon atoms. This term is exemplified by groups such as methylene (-CH₂-), ethylene (-CH₂CH₂-), the propylene isomers (e.g., -CH₂CH₂CH₂- and -CH(CH₃)CH₂-) and the like.

The term "substituted alkylene" refers to an alkylene group, as defined above, having from 1 to 5 substituents, and preferably 1 to 3 substituents, selected from the group consisting of alkoxy, substituted alkoxy, cycloalkyl, substituted cycloalkyl, cycloalkenyl, substituted cycloalkenyl, acyl, acylamino, acyloxy, amino, substituted amino, aminoacyl, aminoacyloxy, oxyaminoacyl, azido, cyano, halogen, hydroxyl, carboxy, carboxyalkyl, thioaryloxy, thioheteroaryloxy, thioheterocycloxy, thiol, thioalkoxy, substituted thioalkoxy, aryl, aryloxy, heteroaryl, heteroaryloxy, heterocyclic, heterocycloxy, hydroxyamino, alkoxyamino, nitro, -SO-alkyl, -SO-substituted alkyl, -SO-aryl, -SO-heteroaryl, -SO₂-alkyl, -SO₂-substituted alkyl, -SO₂-aryl and -SO₂-heteroaryl. Additionally, such substituted alkylene groups include those where 2 substituents on the alkylene group are fused to form one or more cycloalkyl, substituted cycloalkyl, cycloalkenyl, substituted cycloalkenyl, aryl, heterocyclic or heteroaryl groups fused to the alkylene group. Preferably such fused groups contain from 1 to 3 fused ring structures. Additionally, the term substituted

--18--

alkylene includes alkylene groups in which from 1 to 5 of the alkylene carbon atoms are replaced with oxygen, sulfur or -NR- where R is hydrogen or alkyl. Examples of substituted alkylenes are chloromethylene (-CH(Cl)-), aminoethylene (-CH(NH₂)CH₂-), 2-carboxypropylene isomers (-CH₂CH(CO₂H)CH₂-), ethoxyethyl (-CH₂CH₂ O-CH₂CH₂-) and the like.

The term "alkaryl" refers to the groups -alkylene-aryl and -substituted alkylene-aryl where alkylene, substituted alkylene and aryl are defined herein. Such alkaryl groups are exemplified by benzyl, phenethyl and the like.

The term "alkoxy" refers to the groups alkyl-O-, alkenyl-O-, cycloalkyl-O-, cycloalkenyl-O-, and alkynyl-O-, where alkyl, alkenyl, cycloalkyl, cycloalkenyl, and alkynyl are as defined herein. Preferred alkoxy groups are alkyl-O- and include, by way of example, methoxy, ethoxy, *n*-propoxy, *iso*-propoxy, *n*-butoxy, *tert*-butoxy, *sec*-butoxy, *n*-pentoxy, *n*-hexoxy, 1,2-dimethylbutoxy, and the like.

The term "substituted alkoxy" refers to the groups substituted alkyl-O-, substituted alkenyl-O-, substituted cycloalkyl-O-, substituted cycloalkenyl-O-, and substituted alkynyl-O- where substituted alkyl, substituted alkenyl, substituted cycloalkyl, substituted cycloalkenyl and substituted alkynyl are as defined herein.

The term "alkylalkoxy" refers to the groups -alkylene-O-alkyl, alkylene-O-substituted alkyl, substituted alkylene-O-alkyl and substituted alkylene-O-substituted alkyl wherein alkyl, substituted alkyl, alkylene and substituted alkylene are as defined herein. Preferred alkylalkoxy groups are alkylene-O-alkyl and include, by way of example, methylenemethoxy (-CH₂OCH₃), ethylenemethoxy (-CH₂CH₂OCH₃), *n*-propylene-*iso*-propoxy (-CH₂CH₂CH₂OCH(CH₃)₂), methylene-*t*-butoxy (-CH₂-O-C(CH₃)₃) and the like.

The term "alkylthioalkoxy" refers to the group -alkylene-S-alkyl, alkylene-S-substituted alkyl, substituted alkylene-S-alkyl and substituted alkylene-S-substituted alkyl wherein alkyl, substituted alkyl, alkylene and substituted alkylene are as defined herein. Preferred alkylthioalkoxy groups are alkylene-S-alkyl and include, by way of example, methylenethiomethoxy (-CH₂SCH₃),

--19--

ethylenethiomethoxy (-CH₂CH₂SCH₃), *n*-propylene-*iso*-thiopropoxy (-CH₂CH₂CH₂SCH(CH₃)₂), methylene-*t*-thiobutoxy (-CH₂SC(CH₃)₃) and the like.

The term "alkenyl" refers to a monoradical of a branched or unbranched unsaturated hydrocarbon group preferably having from 2 to 40 carbon atoms, more preferably 2 to 10 carbon atoms and even more preferably 2 to 6 carbon atoms and having at least 1 and preferably from 1-6 sites of vinyl unsaturation. Preferred alkenyl groups include ethenyl (-CH=CH₂), *n*-propenyl (-CH₂CH=CH₂), *iso*-propenyl (-C(CH₃)=CH₂), and the like.

The term "substituted alkenyl" refers to an alkenyl group as defined above having from 1 to 5 substituents, and preferably 1 to 3 substituents, selected from the group consisting of alkoxy, substituted alkoxy, cycloalkyl, substituted cycloalkyl, cycloalkenyl, substituted cycloalkenyl, acyl, acylamino, acyloxy, amino, substituted amino, aminoacyl, aminoacyloxy, oxyaminoacyl, azido, cyano, halogen, hydroxyl, keto, thioketo, carboxy, carboxyalkyl, thioaryloxy, thioheteroaryloxy, thioheterocycloxy, thiol, thioalkoxy, substituted thioalkoxy, aryl, aryloxy, heteroaryl, heteroaryloxy, heterocyclic, heterocycloxy, hydroxyamino, alkoxyamino, nitro, -SO-alkyl, -SO-substituted alkyl, -SO-aryl, -SO-heteroaryl, -SO₂-alkyl, -SO₂-substituted alkyl, -SO₂-aryl and -SO₂-heteroaryl.

The term "alkenylene" refers to a diradical of a branched or unbranched unsaturated hydrocarbon group preferably having from 2 to 40 carbon atoms, more preferably 2 to 10 carbon atoms and even more preferably 2 to 6 carbon atoms and having at least 1 and preferably from 1-6 sites of vinyl unsaturation. This term is exemplified by groups such as ethenylene (-CH=CH-), the propenylene isomers (e.g., -CH₂CH=CH- and -C(CH₃)=CH-) and the like.

The term "substituted alkenylene" refers to an alkenylene group as defined above having from 1 to 5 substituents, and preferably from 1 to 3 substituents, selected from the group consisting of alkoxy, substituted alkoxy, cycloalkyl, substituted cycloalkyl, cycloalkenyl, substituted cycloalkenyl, acyl, acylamino, acyloxy, amino, substituted amino, aminoacyl, aminoacyloxy, oxyaminoacyl, azido,

--20--

cyano, halogen, hydroxyl, carboxy, carboxyalkyl, thioaryloxy, thioheteroaryloxy, thioheterocyclooxy, thiol, thioalkoxy, substituted thioalkoxy, aryl, aryloxy, heteroaryl, heteroaryloxy, heterocyclic, heterocyclooxy, hydroxyamino, alkoxyamino, nitro, -SO-alkyl, -SO-substituted alkyl, -SO-aryl, -SO-heteroaryl, -

5 SO₂-alkyl, -SO₂-substituted alkyl, -SO₂-aryl and -SO₂-heteroaryl. Additionally, such substituted alkenylene groups include those where 2 substituents on the alkenylene group are fused to form one or more cycloalkyl, substituted cycloalkyl, cycloalkenyl, substituted cycloalkenyl, aryl, heterocyclic or heteroaryl groups fused to the alkenylene group.

10 The term "alkynyl" refers to a monoradical of an unsaturated hydrocarbon preferably having from 2 to 40 carbon atoms, more preferably 2 to 20 carbon atoms and even more preferably 2 to 6 carbon atoms and having at least 1 and preferably from 1-6 sites of acetylene (triple bond) unsaturation. Preferred alkynyl groups include ethynyl (-C≡CH), propargyl (-CH₂C≡CH) and the like.

15 The term "substituted alkynyl" refers to an alkynyl group as defined above having from 1 to 5 substituents, and preferably 1 to 3 substituents, selected from the group consisting of alkoxy, substituted alkoxy, cycloalkyl, substituted cycloalkyl, cycloalkenyl, substituted cycloalkenyl, acyl, acylamino, acyloxy, amino, substituted amino, aminoacyl, aminoacyloxy, oxyaminoacyl, azido, cyano, halogen, hydroxyl,

20 carboxy, carboxyalkyl, thioaryloxy, thioheteroaryloxy, thioheterocyclooxy, thiol, thioalkoxy, substituted thioalkoxy, aryl, aryloxy, heteroaryl, heteroaryloxy, heterocyclic, heterocyclooxy, hydroxyamino, alkoxyamino, nitro, -SO-alkyl, -SO-substituted alkyl, -SO-aryl, -SO-heteroaryl, -SO₂-alkyl, -SO₂-substituted alkyl, -SO₂-aryl and -SO₂-heteroaryl.

25 The term "alkynylene" refers to a diradical of an unsaturated hydrocarbon preferably having from 2 to 40 carbon atoms, more preferably 2 to 10 carbon atoms and even more preferably 2 to 6 carbon atoms and having at least 1 and preferably from 1-6 sites of acetylene (triple bond) unsaturation. Preferred alkynylene groups include ethynylene (-C≡C-), propargylene (-CH₂C≡C-) and the like.

--21--

The term "substituted alkynylene" refers to an alkynylene group as defined above having from 1 to 5 substituents, and preferably 1 to 3 substituents, selected from the group consisting of alkoxy, substituted alkoxy, cycloalkyl, substituted cycloalkyl, cycloalkenyl, substituted cycloalkenyl, acyl, acylamino, acyloxy, amino, substituted amino, aminoacyl, aminoacyloxy, oxyaminoacyl, azido, cyano, halogen, hydroxyl, keto, thioketo, carboxy, carboxyalkyl, thioaryloxy, thioheteroaryloxy, thioheterocycloxy, thiol, thioalkoxy, substituted thioalkoxy, aryl, aryloxy, heteroaryl, heteroaryloxy, heterocyclic, heterocycloxy, hydroxyamino, alkoxyamino, nitro, -SO-alkyl, -SO-substituted alkyl, -SO-aryl, -SO-heteroaryl, -SO₂-alkyl, -SO₂-substituted alkyl, -SO₂-aryl and -SO₂-heteroaryl.

The term "acyl" refers to the groups HC(O)-, alkyl-C(O)-, substituted alkyl-C(O)-, cycloalkyl-C(O)-, substituted cycloalkyl-C(O)-, cycloalkenyl-C(O)-, substituted cycloalkenyl-C(O)-, aryl-C(O)-, heteroaryl-C(O)- and heterocyclic-C(O)- where alkyl, substituted alkyl, cycloalkyl, substituted cycloalkyl, cycloalkenyl, substituted cycloalkenyl, aryl, heteroaryl and heterocyclic are as defined herein.

The term "acylamino" or "aminocarbonyl" refers to the group -C(O)NRR where each R is independently hydrogen, alkyl, substituted alkyl, aryl, heteroaryl, heterocyclic or where both R groups are joined to form a heterocyclic group (e.g., morpholino) wherein alkyl, substituted alkyl, aryl, heteroaryl and heterocyclic are as defined herein.

The term "aminoacyl" refers to the group -NRC(O)R where each R is independently hydrogen, alkyl, substituted alkyl, aryl, heteroaryl, or heterocyclic wherein alkyl, substituted alkyl, aryl, heteroaryl and heterocyclic are as defined herein.

The term "aminoacyloxy" or "alkoxycarbonylamino" refers to the group -NRC(O)OR where each R is independently hydrogen, alkyl, substituted alkyl, aryl, heteroaryl, or heterocyclic wherein alkyl, substituted alkyl, aryl, heteroaryl and heterocyclic are as defined herein.

The term "acyloxy" refers to the groups alkyl-C(O)O-, substituted alkyl-C(O)O-, cycloalkyl-C(O)O-, substituted cycloalkyl-C(O)O-, aryl-C(O)O-,

--22--

heteroaryl-C(O)O-, and heterocyclic-C(O)O- wherein alkyl, substituted alkyl, cycloalkyl, substituted cycloalkyl, aryl, heteroaryl, and heterocyclic are as defined herein.

The term "aryl" refers to an unsaturated aromatic carbocyclic group of from 6
5 to 20 carbon atoms having a single ring (e.g., phenyl) or multiple condensed (fused) rings, wherein at least one ring is aromatic (e.g., naphthyl, dihydrophenanthrenyl, fluorenyl, or anthryl). Preferred aryls include phenyl, naphthyl and the like.

Unless otherwise constrained by the definition for the aryl substituent, such aryl groups can optionally be substituted with from 1 to 5 substituents, preferably 1
10 to 3 substituents, selected from the group consisting of acyloxy, hydroxy, thiol, acyl, alkyl, alkoxy, alkenyl, alkynyl, cycloalkyl, cycloalkenyl, substituted alkyl, substituted alkoxy, substituted alkenyl, substituted alkynyl, substituted cycloalkyl, substituted cycloalkenyl, amino, substituted amino, aminoacyl, acylamino, alkaryl, aryl, aryloxy, azido, carboxy, carboxyalkyl, cyano, halo, nitro, heteroaryl,
15 heteroaryloxy, heterocyclic, heterocycloxy, aminoacyloxy, oxyacylamino, sulfonamide, thioalkoxy, substituted thioalkoxy, thioaryloxy, thioheteroaryloxy, -SO-alkyl, -SO-substituted alkyl, -SO-aryl, -SO-heteroaryl, -SO₂-alkyl, -SO₂-substituted alkyl, -SO₂-aryl, -SO₂-heteroaryl and trihalomethyl. Preferred aryl substituents include alkyl, alkoxy, halo, cyano, nitro, trihalomethyl, and thioalkoxy.

20 The term "aryloxy" refers to the group aryl-O- wherein the aryl group is as defined above including optionally substituted aryl groups as also defined above.

The term "arylene" refers to the diradical derived from aryl (including substituted aryl) as defined above and is exemplified by 1,2-phenylene, 1,3-phenylene, 1,4-phenylene, 1,2-naphthylene and the like.

25 The term "amino" refers to the group -NH₂.

The term "substituted amino" refers to the group -NRR where each R is independently selected from the group consisting of hydrogen, alkyl, substituted alkyl, cycloalkyl, substituted cycloalkyl, alkenyl, substituted alkenyl, cycloalkenyl, substituted cycloalkenyl, alkynyl, substituted alkynyl, aryl, heteroaryl and
30 heterocyclic provided that both R's are not hydrogen.

--23--

"Amino acid" refers to any of the naturally occurring amino acids (e.g. Ala, Arg, Asn, Asp, Cys, Glu, Gln, Gly, His, Hyl, Hyp, Ile, Leu, Lys, Met, Phe, Pro, Ser, Thr, Trp, Tyr, and Val) in D, L, or DL form. The side chains of naturally occurring amino acids are well known in the art and include, for example, hydrogen (e.g., as in glycine), alkyl (e.g., as in alanine, valine, leucine, isoleucine, proline), substituted alkyl (e.g., as in threonine, serine, methionine, cysteine, aspartic acid, asparagine, glutamic acid, glutamine, arginine, and lysine), alkaryl (e.g., as in phenylalanine and tryptophan), substituted arylalkyl (e.g., as in tyrosine), and heteroarylalkyl (e.g., as in histidine).

10 The term "carboxy" refers to -COOH.

The term "C-terminus" as it relates to a glycopeptide is well understood in the art. For example, for a glycopeptide of formula I, the C-terminus is the position substituted by the group R³.

The term "dicarboxy-substituted alkyl" refers to an alkyl group substituted with two carboxy groups. This term includes, by way of example, -CH₂(COOH)CH₂COOH and -CH₂(COOH)CH₂CH₂COOH.

The term "carboxyalkyl" or "alkoxycarbonyl" refers to the groups "-C(O)O-alkyl", "-C(O)O-substituted alkyl", "-C(O)O-cycloalkyl", "-C(O)O-substituted cycloalkyl", "-C(O)O-alkenyl", "-C(O)O-substituted alkenyl", "-C(O)O-alkynyl" and "-C(O)O-substituted alkynyl" where alkyl, substituted alkyl, cycloalkyl, substituted cycloalkyl, alkenyl, substituted alkenyl, alkynyl and substituted alkynyl are as defined herein.

The term "cycloalkyl" refers to cyclic alkyl groups of from 3 to 20 carbon atoms having a single cyclic ring or multiple condensed rings. Such cycloalkyl groups include, by way of example, single ring structures such as cyclopropyl, cyclobutyl, cyclopentyl, cyclooctyl, and the like, or multiple ring structures such as adamantanyl, and the like.

The term "substituted cycloalkyl" refers to cycloalkyl groups having from 1 to 5 substituents, and preferably 1 to 3 substituents, selected from the group consisting of alkoxy, substituted alkoxy, cycloalkyl, substituted cycloalkyl,

--24--

cycloalkenyl, substituted cycloalkenyl, acyl, acylamino, acyloxy, amino, substituted amino, aminoacyl, aminoacyloxy, oxyaminoacyl, azido, cyano, halogen, hydroxyl, keto, thioketo, carboxy, carboxyalkyl, thioaryloxy, thioheteroaryloxy, thioheterocyclooxy, thiol, thioalkoxy, substituted thioalkoxy, aryl, aryloxy, heteroaryl, heteroaryloxy, heterocyclic, heterocyclooxy, hydroxyamino, alkoxyamino, nitro, -SO-alkyl, -SO-substituted alkyl, -SO-aryl, -SO-heteroaryl, -SO₂-alkyl, -SO₂-substituted alkyl, -SO₂-aryl and -SO₂-heteroaryl.

The term "cycloalkylene" refers to a diradical of a cycloalkyl group.

The term "cycloalkyl" refers to cyclic alkenyl groups of from 4 to 20 carbon atoms having a single cyclic ring and at least one point of internal unsaturation. Examples of suitable cycloalkenyl groups include, for instance, cyclobut-2-enyl, cyclopent-3-enyl, cyclooct-3-enyl and the like.

The term "substituted cycloalkenyl" refers to cycloalkenyl groups having from 1 to 5 substituents, and preferably 1 to 3 substituents, selected from the group consisting of alkoxy, substituted alkoxy, cycloalkyl, substituted cycloalkyl, cycloalkenyl, substituted cycloalkenyl, acyl, acylamino, acyloxy, amino, substituted amino, aminoacyl, aminoacyloxy, oxyaminoacyl, azido, cyano, halogen, hydroxyl, keto, thioketo, carboxy, carboxyalkyl, thioaryloxy, thioheteroaryloxy, thioheterocyclooxy, thiol, thioalkoxy, substituted thioalkoxy, aryl, aryloxy, heteroaryl, heteroaryloxy, heterocyclic, heterocyclooxy, hydroxyamino, alkoxyamino, nitro, -SO-alkyl, -SO-substituted alkyl, -SO-aryl, -SO-heteroaryl, -SO₂-alkyl, -SO₂-substituted alkyl, -SO₂-aryl and -SO₂-heteroaryl.

The term "cycloalkylene" refers to a diradical of a cycloalkyl group.

The term "halo" or "halogen" refers to fluoro, chloro, bromo and iodo.

"Haloalkyl" refers to alkyl as defined herein substituted by 1-4 halo groups as defined herein, which may be the same or different. Representative haloalkyl groups include, by way of example, trifluoromethyl, 3-fluorododecyl, 12,12,12-trifluorododecyl, 2-bromooctyl, 3-bromo-6-chloroheptyl, and the like.

--25--

The term "heteroaryl" refers to an aromatic group of from 1 to 15 carbon atoms and 1 to 4 heteroatoms selected from oxygen, nitrogen and sulfur within at least one ring (if there is more than one ring).

Unless otherwise constrained by the definition for the heteroaryl substituent, such heteroaryl groups can be optionally substituted with 1 to 5 substituents, preferably 1 to 3 substituents, selected from the group consisting of acyloxy, hydroxy, thiol, acyl, alkyl, alkoxy, alkenyl, alkynyl, cycloalkyl, cycloalkenyl, substituted alkyl, substituted alkoxy, substituted alkenyl, substituted alkynyl, substituted cycloalkyl, substituted cycloalkenyl, amino, substituted amino, aminoacyl, acylamino, alkaryl, aryl, aryloxy, azido, carboxy, carboxyalkyl, cyano, halo, nitro, heteroaryl, heteroaryloxy, heterocyclic, heterocycloxy, aminoacyloxy, oxyacylamino, thioalkoxy, substituted thioalkoxy, thioaryloxy, thioheteroaryloxy, -SO-alkyl, -SO-substituted alkyl, -SO-aryl, -SO-heteroaryl, -SO₂-alkyl, -SO₂-substituted alkyl, -SO₂-aryl, -SO₂-heteroaryl and trihalomethyl. Preferred aryl substituents include alkyl, alkoxy, halo, cyano, nitro, trihalomethyl, and thioalkoxy. Such heteroaryl groups can have a single ring (e.g., pyridyl or furyl) or multiple condensed rings (e.g., indolizinyl or benzothienyl). Preferred heteroaryls include pyridyl, pyrrolyl and furyl.

"Heteroarylalkyl" refers to (heteroaryl)alkyl- where heteroaryl and alkyl are as defined herein. Representative examples include 2-pyridylmethyl and the like.

The term "heteroaryloxy" refers to the group heteroaryl-O-.

The term "heteroarylene" refers to the diradical group derived from heteroaryl (including substituted heteroaryl), as defined above, and is exemplified by the groups 2,6-pyridylene, 2,4-pyridiylene, 1,2-quinolinylene, 1,8-quinolinylene, 1,4-benzofuranylene, 2,5-pyridnylene, 2,5-indolenyl and the like.

The term "heterocycle" or "heterocyclic" refers to a monoradical saturated or unsaturated group having a single ring or multiple condensed rings, from 1 to 40 carbon atoms and from 1 to 10 hetero atoms, preferably 1 to 4 heteroatoms, selected from nitrogen, sulfur, phosphorus, and/or oxygen within the ring.

--26--

Unless otherwise constrained by the definition for the heterocyclic substituent, such heterocyclic groups can be optionally substituted with 1 to 5, and preferably 1 to 3 substituents, selected from the group consisting of alkoxy, substituted alkoxy, cycloalkyl, substituted cycloalkyl, cycloalkenyl, substituted cycloalkenyl, acyl, acylamino, acyloxy, amino, substituted amino, aminoacyl, aminoacyloxy, oxyaminoacyl, azido, cyano, halogen, hydroxyl, keto, thioketo, carboxy, carboxyalkyl, thioaryloxy, thioheteroaryloxy, thioheterocycloxy, thiol, thioalkoxy, substituted thioalkoxy, aryl, aryloxy, heteroaryl, heteroaryloxy, heterocyclic, heterocycloxy, hydroxyamino, alkoxyamino, nitro, -SO-alkyl, -SO-substituted alkyl, -SO-aryl, -SO-heteroaryl, -SO₂-alkyl, -SO₂-substituted alkyl, -SO₂-aryl, oxo (O=), and -SO₂-heteroaryl. Such heterocyclic groups can have a single ring or multiple condensed rings. Preferred heterocyclics include morpholino, piperidinyl, and the like.

Examples of nitrogen heterocycles and heteroaryls include, but are not limited to, pyrrole, imidazole, pyrazole, pyridine, pyrazine, pyrimidine, pyridazine, indolizine, isoindole, indole, indazole, purine, quinolizine, isoquinoline, quinoline, phthalazine, naphthylpyridine, quinoxaline, quinazoline, cinnoline, pteridine, carbazole, carboline, phenanthridine, acridine, phenanthroline, isothiazole, phenazine, isoxazole, phenoxazine, phenothiazine, imidazolidine, imidazoline, piperidine, piperazine, indoline, morpholino, piperidinyl, tetrahydrofuranlyl, and the like as well as N-alkoxy-nitrogen containing heterocycles.

Another class of heterocyclics is known as "crown compounds" which refers to a specific class of heterocyclic compounds having one or more repeating units of the formula $[-(\text{CH}_2)_a\text{A}-]$ where a is equal to or greater than 2, and A at each separate occurrence can be O, N, S or P. Examples of crown compounds include, by way of example only, $[-(\text{CH}_2)_3\text{-NH-}]_3$, $[-((\text{CH}_2)_2\text{-O})_4\text{-}((\text{CH}_2)_2\text{-NH})_2]$ and the like. Typically such crown compounds can have from 4 to 10 heteroatoms and 8 to 40 carbon atoms.

The term "heterocyclene" refers to a diradical of a heterocycle group.

The term "heterocycloxy" refers to the group heterocyclic-O-.

--27--

The term "thioheterocyclooxy" refers to the group heterocyclic-S-

The term "oxyacylamino" or "aminocarbonyloxy" refers to the group -OC(O)NRR where each R is independently hydrogen, alkyl, substituted alkyl, aryl, heteroaryl, or heterocyclic wherein alkyl, substituted alkyl, aryl, heteroaryl and
5 heterocyclic are as defined herein.

The term "prodrug" is well understood in the art and includes compounds that are converted to pharmaceutically active compounds of the invention in a mammalian system. For example, see *Remington's Pharmaceutical Sciences*, 1980, vol. 16, Mack Publishing Company, Easton, Pennsylvania, 61 and 424.

10 The term "saccharide group" refers to an oxidized, reduced or substituted saccharide monoradical covalently attached to the glycopeptide or other compound via any atom of the saccharide moiety, preferably via the aglycone carbon atom. The term includes amino-containing saccharide groups. Representative saccharides include, by way of illustration, hexoses such as D-glucose, D-mannose, D-xylose, D-
15 galactose, vancosamine, 3-desmethyl-vancosamine, 3-epi-vancosamine, 4-epi-vancosamine, acosamine, actinosamine, daunosamine, 3-epi-daunosamine, ristosamine, D-glucamine, N-methyl-D-glucamine, D-glucuronic acid, N-acetyl-D-glucosamine, N-acetyl-D-galactosamine, sialic acid, iduronic acid, L-fucose, and the like; pentoses such as D-ribose or D-arabinose; ketoses such as D-ribulose or D-
20 fructose; disaccharides such as 2-O-(α -L-vancosaminyloxy)- β -D-glucopyranose, 2-O-(3-desmethyl- α -L-vancosaminyloxy)- β -D-glucopyranose, sucrose, lactose, or maltose; derivatives such as acetals, amines, acylated, sulfated and phosphorylated sugars; oligosaccharides having from 2 to 10 saccharide units. For the purposes of this definition, these saccharides are referenced using conventional three letter
25 nomenclature and the saccharides can be either in their open or preferably in their pyranose form.

The term "amino-containing saccharide group" refers to a saccharide group having an amino substituent. Representative amino-containing saccharides include L-vancosamine, 3-desmethyl-vancosamine, 3-epi-vancosamine, 4-epi-vancosamine,

--28--

acosamine, actinosamine, daunosamine, 3-epi-daunosamine, ristosamine, *N*-methyl-D-glucamine and the like.

The term "spiro-attached cycloalkyl group" refers to a cycloalkyl group attached to another ring via one carbon atom common to both rings.

5 The term "stereoisomer" as it relates to a given compound is well understood in the art, and refers another compound having the same molecular formula, wherein the atoms making up the other compound differ in the way they are oriented in space, but wherein the atoms in the other compound are like the atoms in the given compound with respect to which atoms are joined to which other atoms (e.g. an enantiomer, a diastereomer, or a geometric isomer). See for example, *Morrison and*
10 *Boyde Organic Chemistry, 1983, 4th ed., Allyn and Bacon, Inc., Boston, Mass.,* page 123.

The term "sulfonamide" refers to a group of the formula $-SO_2NRR$, where each R is independently hydrogen, alkyl, substituted alkyl, aryl, heteroaryl, or
15 heterocyclic wherein alkyl, substituted alkyl, aryl, heteroaryl and heterocyclic are as defined herein.

The term "thiol" refers to the group $-SH$.

The term "thioalkoxy" refers to the group $-S-alkyl$.

The term "substituted thioalkoxy" refers to the group $-S-substituted alkyl$.

20 The term "thioaryloxy" refers to the group $aryl-S-$ wherein the aryl group is as defined above including optionally substituted aryl groups also defined above.

The term "thioheteroaryloxy" refers to the group $heteroaryl-S-$ wherein the heteroaryl group is as defined above including optionally substituted aryl groups as also defined above.

25 The term "thioether derivatives" when used to refer to the glycopeptide compounds of this invention includes thioethers ($-S-$), sulfoxides ($-SO-$) and sulfones
($-SO_2-$).

30 As to any of the above groups which contain one or more substituents, it is understood, of course, that such groups do not contain any substitution or

--29--

substitution patterns which are sterically impractical and/or synthetically non-feasible. In addition, the compounds of this invention include all stereochemical isomers arising from the substitution of these compounds.

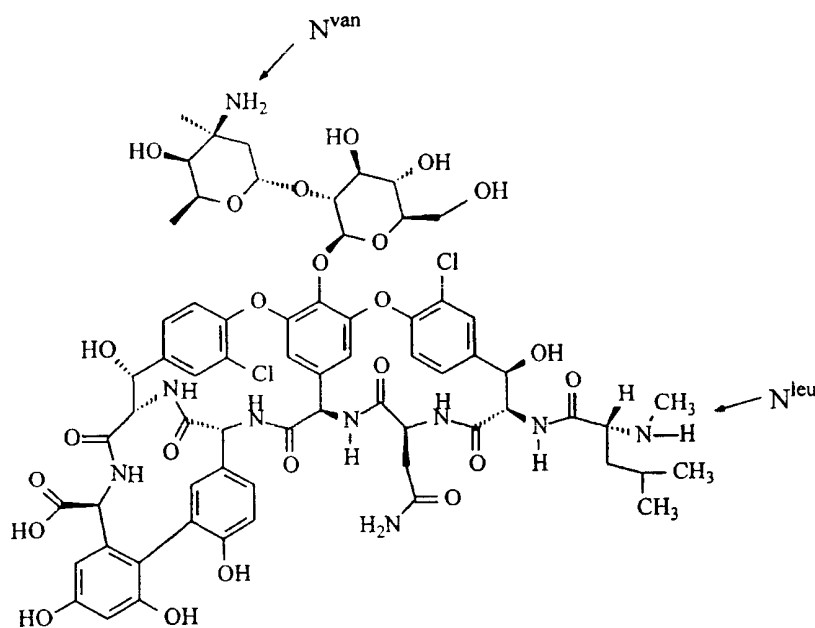
“Cyclodextrin” refers to cyclic molecules containing six or more α -D-
5 glucopyranose units linked at the 1,4 positions by α linkages as in amylose. β -Cyclodextrin or cycloheptaamylose contains seven α -D-glucopyranose units. As used herein, the term “cyclodextrin” also includes cyclodextrin derivatives such as hydroxypropyl and sulfobutyl ether cyclodextrins. Such derivatives are described for example, in U.S. Patent Nos. 4,727,064 and 5,376,645. One preferred cyclodextrin
10 is hydroxypropyl β -cyclodextrin having a degree of substitution of from about 4.1-5.1 as measured by FTIR. Such a cyclodextrin is available from Cerestar (Hammond, Indiana, USA) under the name Cavitron™ 82003.

“Glycopeptide” refers to oligopeptides (e.g. heptapeptide) antibiotics, characterized by a multi-ring peptide core optionally substituted with saccharide
15 groups, such as vancomycin. Examples of glycopeptides included in this definition may be found in “Glycopeptides Classification, Occurrence, and Discovery”, by Raymond C. Rao and Louise W. Crandall, (“Drugs and the Pharmaceutical Sciences” Volume 63, edited by Ramakrishnan Nagarajan, published by Marcel Dekker, Inc.). Additional examples of glycopeptides are disclosed in U.S. Patent
20 Nos. 4,639,433; 4,643,987; 4,497,802; 4,698,327; 5,591,714; 5,840,684; and 5,843,889; in EP 0 802 199; EP 0 801 075; EP 0 667 353; WO 97/28812; WO 97/38702; WO 98/52589; WO 98/52592; and in *J. Amer. Chem. Soc.*, 1996, 118, 13107-13108; *J. Amer. Chem. Soc.*, 1997, 119, 12041-12047; and *J. Amer. Chem. Soc.*, 1994, 116, 4573-4590. Representative glycopeptides include those identified
25 as A477, A35512, A40926, A41030, A42867, A47934, A80407, A82846, A83850, A84575, AB-65, Actaplanin, Actinoidin, Ardacin, Avoparcin, Azureomycin, Balhimycin, Chlororientiein, Chloropolysporin, Decaplanin, *N*-demethylvancomycin, Eremomycin, Galacardin, Helvecardin, Izupeptin, Kibdelin, LL-AM374, Mannopeptin, MM45289, MM47756, MM47761, MM49721,

--30--

MM47766, MM55260, MM55266, MM55270, MM56597, MM56598, oy-7653, Orenticin, Parvodicin, Ristocetin, Ristomycin, Synmonicin, Teicoplanin, UK-68597, UK-69542, UK-72051, Vancomycin, and the like. The term "glycopeptide" as used herein is also intended to include the general class of peptides disclosed above on which the sugar moiety is absent, i.e. the aglycone series of glycopeptides. For example, removal of the disaccharide moiety appended to the phenol on vancomycin by mild hydrolysis gives vancomycin aglycone. Also within the scope of the invention are glycopeptides that have been further appended with additional saccharide residues, especially aminoglycosides, in a manner similar to vancosamine.

"Vancomycin" refers to a glycopeptide antibiotic having the formula:



When describing vancomycin derivatives, the term "N^{van}-" indicates that a substituent is covalently attached to the amino group of the vancosamine moiety of vancomycin. Similarly, the term "N^{leu}-" indicates that a substituent is covalently attached to the amino group of the leucine moiety of vancomycin.

--31--

"Optional" or "optionally" means that the subsequently described event or circumstance may or may not occur, and that the description includes instances where said event or circumstance occurs and instances in which it does not. For example, "optionally substituted" means that a group may or may not be substituted
5 with the described substituent.

As used herein, the terms "inert organic solvent" or "inert solvent" or "inert diluent" mean a solvent or diluent which is essentially inert under the conditions of the reaction in which it is employed as a solvent or diluent. Representative examples of materials which may be used as inert solvents or diluents include, by
10 way of illustration, benzene, toluene, acetonitrile, tetrahydrofuran ("THF"), dimethylformamide ("DMF"), chloroform ("CHCl₃"), methylene chloride (or dichloromethane or "CH₂Cl₂), diethyl ether, ethyl acetate, acetone, methylethyl ketone, methanol, ethanol, propanol, isopropanol, tert-butanol, dioxane, pyridine, and the like. Unless specified to the contrary, the solvents used in the reactions of
15 the present invention are inert solvents.

The term "nitrogen-linked" means a group or substituent is attached to the remainder of a compound (e.g. a compound of formula I) through a bond to a nitrogen of the group or substituent.

"Pharmaceutically acceptable salt" means those salts which retain the
20 biological effectiveness and properties of the parent compounds and which are not biologically or otherwise harmful as the dosage administered. The compounds of this invention are capable of forming both acid and base salts by virtue of the presence of amino and carboxy groups respectively.

Pharmaceutically acceptable base addition salts may be prepared from
25 inorganic and organic bases. Salts derived from inorganic bases include, but are not limited to, the sodium, potassium, lithium, ammonium, calcium, and magnesium salts. Salts derived from organic bases include, but are not limited to, salts of primary, secondary and tertiary amines, substituted amines including naturally-occurring substituted amines, and cyclic amines, including isopropylamine, trimethyl
30 amine, diethylamine, triethylamine, tripropylamine, ethanolamine, 2-

--32--

dimethylaminoethanol, tromethamine, lysine, arginine, histidine, caffeine, procaine, hydrabamine, choline, betaine, ethylenediamine, glucosamine, N-alkylglucamines, theobromine, purines, piperazine, piperidine, and N-ethylpiperidine. It should also be understood that other carboxylic acid derivatives would be useful in the practice of this invention, for example carboxylic acid amides, including carboxamides, lower alkyl carboxamides, di(lower alkyl) carboxamides, and the like.

Pharmaceutically acceptable acid addition salts may be prepared from inorganic and organic acids. Salts derived from inorganic acids include hydrochloric acid, hydrobromic acid, sulfuric acid, nitric acid, phosphoric acid and the like. Salts derived from organic acids include acetic acid, propionic acid, glycolic acid, pyruvic acid, oxalic acid, malic acid, malonic acid, succinic acid, maleic acid, fumaric acid, tartaric acid, citric acid, benzoic acid, cinnamic acid, mandelic acid, methanesulfonic acid, ethanesulfonic acid, p-toluenesulfonic acid, salicylic acid and the like.

The compounds of this invention typically contain one or more chiral centers. Accordingly, this invention is intended to include racemic mixtures, diastereomers, enantiomers and mixture enriched in one or more stereoisomer. The scope of the invention as described and claimed encompasses the racemic forms of the compounds as well as the individual enantiomers and non-racemic mixtures thereof.

The term "treatment" as used herein includes any treatment of a condition or disease in an animal, particularly a mammal, more particularly a human, and includes:

- (i) preventing the disease or condition from occurring in a subject which may be predisposed to the disease but has not yet been diagnosed as having it;
- (ii) inhibiting the disease or condition, i.e. arresting its development; relieving the disease or condition, i.e. causing regression of the condition; or relieving the conditions caused by the disease, i.e. symptoms of the disease.

The term "disease state which is alleviated by treatment with a broad spectrum antibacterial" or "bacterial disease" as used herein is intended to cover all disease states which are generally acknowledged in the art to be usefully treated with

--33--

a broad spectrum antibacterial in general, and those disease states which have been found to be usefully treated by the specific antibacterials of this invention. Such disease states include, but are not limited to, treatment of a mammal afflicted with pathogenic bacteria, in particular staphylococci (methicillin sensitive and resistant), streptococci (penicillin sensitive and resistant), enterococci (vancomycin sensitive and resistant), and Clostridium difficile.

The term "therapeutically effective amount" refers to that amount which is sufficient to effect treatment, as defined herein, when administered to a mammal in need of such treatment. The therapeutically effective amount will vary depending on the subject and disease state being treated, the severity of the affliction and the manner of administration, and may be determined routinely by one of ordinary skill in the art.

The term "protecting group" or "blocking group" refers to any group which, when bound to one or more hydroxyl, thiol, amino, carboxy or other groups of the compounds, prevents undesired reactions from occurring at these groups and which protecting group can be removed by conventional chemical or enzymatic steps to reestablish the hydroxyl, thio, amino, carboxy or other group. The particular removable blocking group employed is not critical and preferred removable hydroxyl blocking groups include conventional substituents such as allyl, benzyl, acetyl, chloroacetyl, thiobenzyl, benzylidene, phenacyl, t-butyl-diphenylsilyl and any other group that can be introduced chemically onto a hydroxyl functionality and later selectively removed either by chemical or enzymatic methods in mild conditions compatible with the nature of the product. Protecting groups are disclosed in more detail in T.W. Greene and P.G.M. Wuts, "Protective Groups in Organic Synthesis" 3rd Ed., 1999, John Wiley and Sons, N.Y.

Preferred removable amino blocking groups include conventional substituents such as t-butyloxycarbonyl (t-BOC), benzyloxycarbonyl (CBZ), fluorenylmethoxycarbonyl (FMOC), allyloxycarbonyl (ALOC) and the like, which can be removed by conventional conditions compatible with the nature of the product.

--34--

Preferred carboxy protecting groups include esters such as methyl, ethyl, propyl, *t*-butyl etc. which can be removed by mild conditions compatible with the nature of the product.

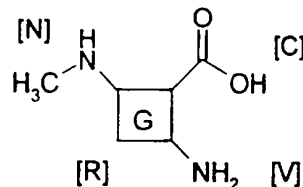
General Synthetic Procedures

5 The glycopeptide compounds of this invention can be prepared from readily available starting materials using the following general methods and procedures. It will be appreciated that where typical or preferred process conditions (i.e., reaction temperatures, times, mole ratios of reactants, solvents, pressures, etc.) are given, other process conditions can also be used unless otherwise stated. Optimum reaction
10 conditions may vary with the particular reactants or solvent used, but such conditions can be determined by one skilled in the art by routine optimization procedures.

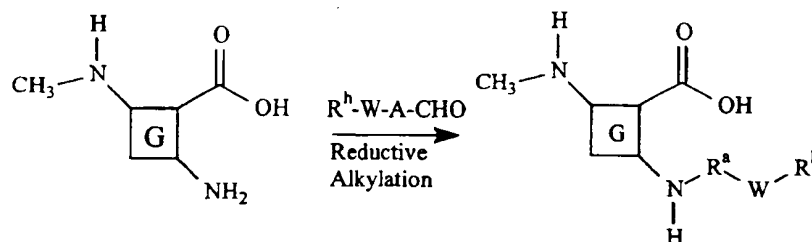
 Additionally, as will be apparent to those skilled in the art, conventional protecting groups may be necessary to prevent certain functional groups from
15 undergoing undesired reactions. The choice of a suitable protecting group for a particular functional group as well as suitable conditions for protection and deprotection are well known in the art. For example, numerous protecting groups, and their introduction and removal, are described in T. W. Greene and G. M. Wuts, *Protecting Groups in Organic Synthesis*, Third Edition, Wiley, New York, 1999,
20 and references cited therein.

 In the following reaction schemes, the glycopeptide compounds are depicted in a simplified form as a box "G" that shows the carboxy terminus labeled [C], the vancosamine amino terminus labeled [V], the "non-saccharide" amino terminus (leucine amine moiety) labeled [N], and optionally, the resorcinol moiety labeled [R]
25 as follows:

--35--



By way of illustration, a glycopeptide compound, such as vancomycin, can be reductive alkylated as shown in the following reaction:



where A represents R^a minus one carbon atom and R^a, R^h, and W are as defined herein. This reaction is typically conducted by first contacting one equivalent of the glycopeptide, e.g., vancomycin, with an excess, preferably from 1.1 to 1.3 equivalents, of the aldehyde in the presence of an excess, preferably about 2.0 equivalents, of a tertiary amine, such as diisopropylethylamine (DIPEA) and the like. This reaction is typically conducted in an inert diluent, such as DMF or acetonitrile/water, at ambient temperature for about 0.25 to 2 hours until formation of the corresponding imine and/or hemiaminal is substantially complete. The resulting imine and/or hemiaminal is typically not isolated, but is reacted *in situ* with a metal hydride reducing agent, such as sodium cyanoborohydride or the like, to afford the corresponding amine. This reaction is preferably conducted by contacting the imine and/or hemiaminal with an excess, preferably about 3 equivalents, of trifluoroacetic acid, followed by about 1 to 1.2 equivalents of the reducing agent at

--36--

ambient temperature in methanol or acetonitrile/water. The resulting alkylated product is readily purified by conventional procedures, such as precipitation and/or reverse-phase HPLC. Surprisingly, by forming the imine and/or hemiaminal in the presence of a trialkyl amine, and then acidifying with trifluoroacetic acid before
5 contact with the reducing agent, the selectivity for the reductive alkylation reaction is greatly improved, i.e., reductive alkylation at the amino group of the saccharide (e.g., vancosamine) is favored over reductive alkylation at the N-terminus (e.g., the leuciny l group) by at least 10:1, more preferably 20:1.

The above process is a significant improvement over previous methods for
10 selectively alkylating an amino saccharide group of a glycopeptide antibiotic. Thus, the present invention also provides a method for alkylating a glycopeptide that comprises a saccharide-amine comprising:

combining an aldehyde or ketone, a suitable base, and the glycopeptide, to
provide a reaction mixture;
15 acidifying the reaction mixture; and
combining the reaction mixture with a suitable reducing agent, to provide a glycopeptide that is alkylated at the saccharide-amine. Preferably, the glycopeptide comprises at least one amino group other than the saccharide-amine.

Preferably, the reductive alkylation at the saccharide-amine is favored over
20 reductive alkylation at another amino group of the glycopeptide by at least about 10:1; and more preferably, by at least about 15:1 or about 20:1.

The reductive alkylation process of the invention is typically carried out in the presence of a suitable solvent or combination of solvents, such as, for example, a halogenated hydrocarbon (e.g. methylene chloride), a linear or branched ether (e.g.
25 diethyl ether, tetrahydrofuran), an aromatic hydrocarbon (e.g. benzene or toluene), an alcohol (methanol, ethanol, or isopropanol), dimethylsulfoxide (DMSO), N,N-dimethylformamide, acetonitrile, water, 1,3-dimethyl-3,4,5,6-tetrahydro-2(1H)-pyrimidone, tetramethyl urea, N,N-dimethylacetamide, diethylformamide (DMF), 1-methyl-2-pyrrolidinone, tetramethylenesulfoxide, glycerol, ethyl acetate, isopropyl

--37--

acetate, N,N-dimethylpropylene urea (DMPU) or dioxane. Preferably the alkylation is carried out in acetonitrile/water, or DMF/methanol.

Preferably the reduction (i.e. treatment with the reducing agent) is carried out in the presence of a protic solvent, such as, for example, an alcohol (e.g. methanol, ethanol, propanol, isopropanol, or butanol), water, or the like.

The reductive alkylation process of the invention can be carried out at any suitable temperature from the freezing point to the reflux temperature of the reaction mixture. Preferably the reaction is carried out at a temperature in the range of about 0 °C to about 100 °C. More preferably at a temperature in a range of about 0 °C to about 50 °C, or in a range of about 20 °C to about 30 °C.

Any suitable base can be employed in the reductive alkylation process of the invention. Suitable bases include tertiary amines (e.g. diisopropylethylamine, N-methylmorpholine or triethylamine) and the like.

Any suitable acid can be used to acidify the reaction mixture. Suitable acids include carboxylic acids (e.g. acetic acid, trichloroacetic acid, citric acid, formic acid, or trifluoroacetic acid), mineral acids (e.g. hydrochloric acid, sulfuric acid, or phosphoric acid), and the like. A preferred acid is trifluoroacetic acid.

Suitable reducing agents for carrying out reductive alkylation process of the invention are known in the art. Any suitable reducing agent can be employed in the methods of the invention, provided it is compatible with the functionality present in the glycopeptide. For example, suitable reducing agents include sodium cyanoborohydride, triacetoxyborohydride, pyridine/borane, sodium borohydride, and zinc borohydride. The reduction can also be carried out in the presence of a transition metal catalyst (e.g. palladium or platinum) in the presence of a hydrogen source (e.g. hydrogen gas or cyclohexadiene). See for example, March, *Advanced Organic Chemistry*, Fourth Edition, John Wiley & Sons, New York (1992), 899-900.

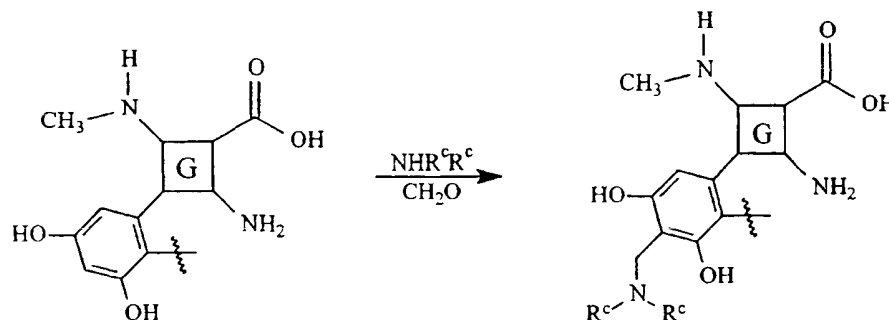
If desired, the glycopeptide compounds of the invention can also be prepared in a step-wise manner in which a precursor to the $-R^g-W-R^h$ group is first attached to the glycopeptide by reductive alkylation, followed by subsequent elaboration of the

--38--

attached precursor using conventional reagent and procedures to form the $-R^e-W-R^h$ group. Additionally, ketones may also be employed in the above-described reductive alkylation reactions to afford α -substituted amines.

Any glycopeptide having an amino group may be employed in these
 5 reductive alkylation reactions. Such glycopeptides are well-known in the art and are either commercially available or may be isolated using conventional procedures. Suitable glycopeptides are disclosed, by way of example, in U.S. Patent Nos. 3,067,099; 3,338,786; 3,803,306; 3,928,571; 3,952,095; 4,029,769; 4,051,237; 4,064,233; 4,122,168; 4,239,751; 4,303,646; 4,322,343; 4,378,348; 4,497,802;
 10 4,504,467; 4,542,018; 4,547,488; 4,548,925; 4,548,974; 4,552,701; 4,558,008; 4,639,433; 4,643,987; 4,661,470; 4,694,069; 4,698,327; 4,782,042; 4,914,187; 4,935,238; 4,946,941; 4,994,555; 4,996,148; 5,187,082; 5,192,742; 5,312,738; 5,451,570; 5,591,714; 5,721,208; 5,750,509; 5,840,684; and 5,843,889. Preferably, the glycopeptide employed in the above reaction is vancomycin.

As illustrated in the following scheme, an aminoalkyl sidechain at the
 15 resorcinol moiety of a glycopeptide, such as vancomycin, can be introduced via a Mannich reaction (in this scheme, the resorcinol moiety is shown for clarity). In this reaction, an amine (NHR^cR^c) and an aldehyde (CH_2O), such as formalin (a source of formaldehyde), are reacted with the glycopeptide under basic conditions to give the
 20 glycopeptide derivative.



Compounds of the invention comprising a sulfoxide or sulfone can be prepared from the corresponding thio compounds using conventional reagents and

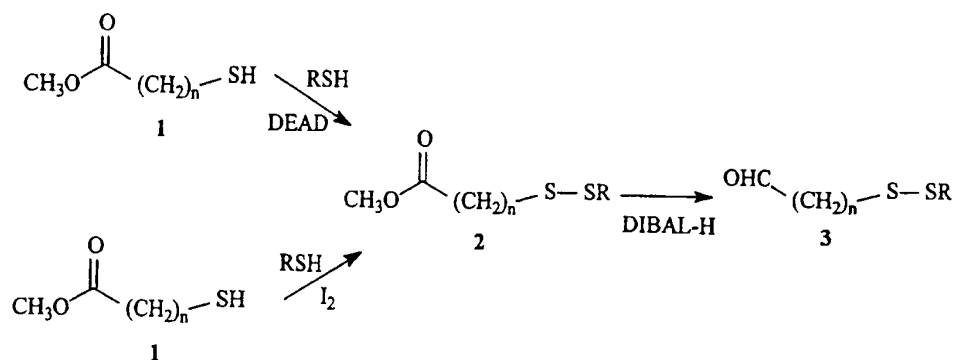
-39--

procedures. Suitable reagents for oxidizing a thio compound to a sulfoxide include, by way of example, hydrogen peroxide, peracides such as 3-chloroperoxybenzoic acid (MCPBA), sodium periodate, sodium chlorite, sodium hypochlorite, calcium hypochlorite, tert-butyl hypochlorite and the like. Chiral oxidizing reagents, (optically active reagents) may also be employed to provide chiral sulfoxides. Such optically active reagents are well-known in the art and include, for example, the reagents described in Kagen et al., *Synlett.*, 1990, 643-650.

The aldehydes and ketones employed in the above reactive alkylation reactions are also well-known in the art and are either commercially available or can be prepared by conventional procedures using commercially available starting materials and conventional reagents (for example see March, *Advanced Organic Chemistry*, Fourth Edition, John Wiley & Sons, New York (1992), and references cited therein).

For example, aldehydes comprising a disulfide group are either commercially available or can be prepared by conventional procedures using commercially available starting materials and reagents. Additionally, aldehydes comprising a disulfide group can be prepared as illustrated in Scheme I.

SCHEME I



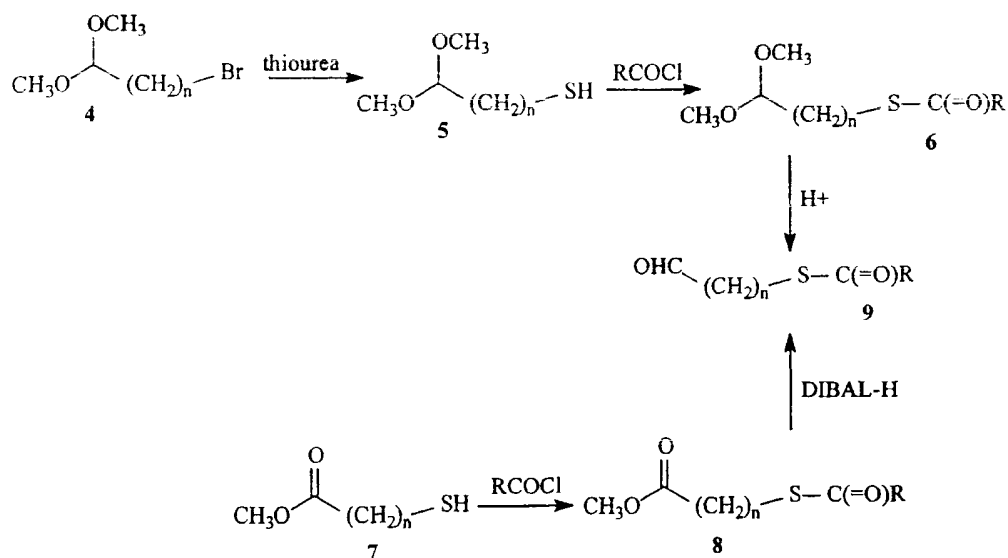
Activation of compound 1 with diethyl azodicarboxylate (DEAD) and treatment with thiol (RSH) provides disulfide 2, which can be reduced, for example with

--40--

diisobutylaluminum hydride (DIBAL-H) to provide aldehyde 3. Alternatively, intermediate compound 2 can be prepared from compound 1 by iodine oxidation in the presence of RSH.

Aldehydes comprising a thioester group are either commercially available or can be prepared by conventional procedures using commercially available starting materials and reagents. Additionally, aldehydes comprising a thioester group can be prepared as illustrated in the following Scheme 2.

SCHEME 2



Treatment of bromide 4 with thiourea provides thiol 5, which can be esterified by treatment with RCOCl to provide thioester 6. Subsequent acid catalyzed hydrolysis of the acetal provides aldehyde 9. Alternatively, ester 7 can be treated with RCOCl to provide a compound of formula 8, which can subsequently be reduced, for example using DIBAL-H, to provide the aldehyde 9.

Additional details and other methods for preparing the compounds of the invention are described in the Examples below.

--41--

Pharmaceutical Compositions

This invention also includes pharmaceutical composition containing the novel glycopeptide compounds of this invention. Accordingly, the glycopeptide compound, preferably in the form of a pharmaceutically acceptable salt, can be formulated for oral or parenteral administration for the therapeutic or prophylactic treatment of bacterial infections.

By way of illustration, the glycopeptide compound can be admixed with conventional pharmaceutical carriers and excipients and used in the form of tablets, capsules, elixirs, suspensions, syrups, wafers, and the like. Such pharmaceutical compositions will contain from about 0.1 to about 90% by weight of the active compound, and more generally from about 10 to about 30%. The pharmaceutical compositions may contain common carriers and excipients, such as corn starch or gelatin, lactose, sucrose, microcrystalline cellulose, kaolin, mannitol, dicalcium phosphate, sodium chloride, and alginic acid. Disintegrators commonly used in the formulations of this invention include croscarmellose, microcrystalline cellulose, corn starch, sodium starch glycolate and alginic acid.

A liquid composition will generally consist of a suspension or solution of the compound or pharmaceutically acceptable salt in a suitable liquid carrier(s), for example ethanol, glycerine, sorbitol, non-aqueous solvent such as polyethylene glycol, oils or water, optionally with a suspending agent, a solubilizing agent (such as a cyclodextrin), preservative, surfactant, wetting agent, flavoring or coloring agent. Alternatively, a liquid formulation can be prepared from a reconstitutable powder.

For example a powder containing active compound, suspending agent, sucrose and a sweetener can be reconstituted with water to form a suspension; and a syrup can be prepared from a powder containing active ingredient, sucrose and a sweetener.

A composition in the form of a tablet can be prepared using any suitable pharmaceutical carrier(s) routinely used for preparing solid compositions. Examples of such carriers include magnesium stearate, starch, lactose, sucrose,

--42--

microcrystalline cellulose and binders, for example polyvinylpyrrolidone. The tablet can also be provided with a color film coating, or color included as part of the carrier(s). In addition, active compound can be formulated in a controlled release dosage form as a tablet comprising a hydrophilic or hydrophobic matrix.

5 A composition in the form of a capsule can be prepared using routine encapsulation procedures, for example by incorporation of active compound and excipients into a hard gelatin capsule. Alternatively, a semi-solid matrix of active compound and high molecular weight polyethylene glycol can be prepared and filled into a hard gelatin capsule; or a solution of active compound in polyethylene glycol
10 or a suspension in edible oil, for example liquid paraffin or fractionated coconut oil can be prepared and filled into a soft gelatin capsule.

Tablet binders that can be included are acacia, methylcellulose, sodium carboxymethylcellulose, poly-vinylpyrrolidone (Povidone), hydroxypropyl methylcellulose, sucrose, starch and ethylcellulose. Lubricants that can be used
15 include magnesium stearate or other metallic stearates, stearic acid, silicone fluid, talc, waxes, oils and colloidal silica.

Flavoring agents such as peppermint, oil of wintergreen, cherry flavoring or the like can also be used. Additionally, it may be desirable to add a coloring agent to make the dosage form more attractive in appearance or to help identify the product.

20 The compounds of the invention and their pharmaceutically acceptable salts that are active when given parenterally can be formulated for intramuscular, intrathecal, or intravenous administration.

A typical composition for intra-muscular or intrathecal administration will consist of a suspension or solution of active ingredient in an oil, for example arachis
25 oil or sesame oil. A typical composition for intravenous or intrathecal administration will consist of a sterile isotonic aqueous solution containing, for example active ingredient and dextrose or sodium chloride, or a mixture of dextrose and sodium chloride. Other examples are lactated Ringer's injection, lactated Ringer's plus dextrose injection, Normosol-M and dextrose, Isolyte E, acylated
30 Ringer's injection, and the like. Optionally, a co-solvent, for example, polyethylene

--43--

glycol; a chelating agent, for example, ethylenediamine tetracetic acid; a solubilizing agent, for example, a cyclodextrin; and an anti-oxidant, for example, sodium metabisulphite, may be included in the formulation. Alternatively, the solution can be freeze dried and then reconstituted with a suitable solvent just prior to
5 administration.

In a preferred embodiment, the glycopeptide derivatives of this invention are formulated in an aqueous solution containing a cyclodextrin. In another preferred embodiment the glycopeptide derivatives of this invention are formulated as a lyophilized powder containing a cyclodextrin or as a sterile powder containing a
10 cyclodextrin. Preferably, the cyclodextrin is hydroxypropyl- β -cyclodextrin or sulfobutyl ether β -cyclodextrin; more preferably, the cyclodextrin is hydroxypropyl- β -cyclodextrin. Typically, in an injectable solution, the cyclodextrin will comprise about 1 to 25 weight percent; preferably, about 2 to 10 weight percent; more preferable, about 4 to 6 weight percent, of the formulation. Additionally, the weight
15 ratio of the cyclodextrin to the glycopeptide derivative will preferably be from about 1:1 to about 10:1.

The compounds of the invention and their pharmaceutically acceptable salts which are active on rectal administration can be formulated as suppositories. A typical suppository formulation will generally consist of active ingredient with a
20 binding and/or lubricating agent such as a gelatin or cocoa butter or other low melting vegetable or synthetic wax or fat.

The compounds of this invention and their pharmaceutically acceptable salts which are active on topical administration can be formulated as transdermal compositions or transdermal delivery devices ("patches"). Such compositions
25 include, for example, a backing, active compound reservoir, a control membrane, liner and contact adhesive. Such transdermal patches may be used to provide continuous or discontinuous infusion of the compounds of the present invention in controlled amounts. The construction and use of transdermal patches for the delivery of pharmaceutical agents is well known in the art. See, e.g., U.S. Patent

--44--

5,023,252, issued June 11, 1991. Such patches may be constructed for continuous, pulsatile, or on demand delivery of pharmaceutical agents.

The active compound is effective over a wide dosage range and is generally administered in a pharmaceutically effective amount. It, will be understood, however, that the amount of the compound actually administered will be determined by a physician, in the light of the relevant circumstances, including the condition to be treated, the chosen route of administration, the actual compound administered and its relative activity, the age, weight, and response of the individual patient, the severity of the patient's symptoms, and the like.

Suitable doses are in the general range of from 0.01-100 mg/kg/day, preferably 0.1-50 mg/kg/day. For an average 70 kg human, this would amount to 0.7 mg to 7g per day, or preferably 7 mg to 3.5g per day. A more preferred dose for a human is about 500 mg to about 2g per day.

Other suitable formulations for use in the present invention can be found in *Remington's Pharmaceutical Sciences*, Mace Publishing Company, Philadelphia, PA, 17th ed. (1985).

The following formulation examples illustrate representative pharmaceutical compositions of the present invention.

Formulation Example A

This example illustrates the preparation of a representative pharmaceutical composition for oral administration of a compound of this invention:

Ingredients	Quantity per tablet, (mg)
Active Compound	200
Lactose, spray-dried	148
Magnesium stearate	2

The above ingredients are mixed and introduced into a hard-shell gelatin capsule.

-45-

Formulation Example B

This example illustrates the preparation of another representative pharmaceutical composition for oral administration of a compound of this invention:

5	Ingredients	Quantity per tablet, (mg)
	Active Compound	400
	Cornstarch	50
	Lactose	145
10	Magnesium stearate	5

The above ingredients are mixed intimately and pressed into single scored tablets.

Formulation Example C

This example illustrates the preparation of a representative pharmaceutical composition for oral administration of a compound of this invention.

15 An oral suspension is prepared having the following composition.

20	Ingredients	
	Active Compound	1.0 g
	Fumaric acid	0.5 g
	Sodium chloride	2.0 g
	Methyl paraben	0.1 g
	Granulated sugar	25.5 g
	Sorbitol (70% solution)	12.85 g
	Veegum K (Vanderbilt Co.)	1.0 g
25	Flavoring	0.035 ml
	Colorings	0.5 mg
	Distilled water	q.s. to 100 mL

-46-

Formulation Example D

This example illustrates the preparation of a representative pharmaceutical composition containing a compound of this invention.

An injectable preparation buffered to a pH of 4 is prepared having the following composition:

Ingredients	
Active Compound	0.2 g
Sodium Acetate Buffer Solution (0.4 M)	2.0 mL
HCl (1N)	q.s. to pH 4
Water (distilled, sterile)	q.s. to 20 mL

Formulation Example E

This example illustrates the preparation of a representative pharmaceutical composition for injection of a compound of this invention.

A reconstituted solution is prepared by adding 20 mL of sterile water to 1 g of the compound of this invention. Before use, the solution is then diluted with 200 mL of an intravenous fluid that is compatible with the active compound. Such fluids are chosen from 5% dextrose solution, 0.9% sodium chloride, or a mixture of 5% dextrose and 0.9% sodium chloride. Other examples are lactated Ringer's injection, lactated Ringer's plus 5% dextrose injection, Normosol-M and 5% dextrose, Isolyte E, and acylated Ringer's injection.

Formulation Example F

This example illustrates the preparation of a representative pharmaceutical composition containing a compound of this invention.

An injectable preparation is prepared having the following composition:

--47--

Ingredients

	Active Compound	0.1-5.0 g
	Hydroxypropyl- β -cyclodextrin	1-25 g
5	5% Aqueous Dextrose Solution (sterile)	q.s. to 100 mL

The above ingredients are blended and the pH is adjusted to 3.5 ± 0.5 using 0.5 N HCl or 0.5 N NaOH.

Formulation Example G

10 This example illustrates the preparation of a representative pharmaceutical composition containing a compound of this invention.

A frozen solution suitable for injection is prepared having the following composition:

	<u>Frozen Solution</u>	
15	Active Compound	250 mg to 1000 mg
	Hydroxypropyl- β -cyclodextrin	250 mg to 10 g
	Excipients - e.g., dextrose	0-50 g
20	Water for Injection	10-100 mL

The weight ratio of hydroxypropyl- β -cyclodextrin to the active compound will typically be from about 1:1 to about 10:1.

Representative Procedure: Hydroxypropyl- β -cyclodextrin and excipients, if any, are dissolved in about 80% of the water for injection and the active compound is added and dissolved. The pH is adjusted with 1 M sodium hydroxide to 4.7 ± 0.3 and the volume is then adjusted to 95% of the final volume with water for injection. The pH is checked and adjusted, if necessary, and the volume is adjusted to the final volume with water for injection. The formulation is then sterile filtered through a 0.22 micron filter and placed into a sterile vial under aseptic conditions. The vial is capped, labeled and stored frozen.

25

30

--48--

Formulation Example H

This example illustrates the preparation of a representative pharmaceutical composition containing a compound of this invention.

5 A lyophilized powder useful for preparing an injectable solution is prepared having the following composition:

Lyophilized Powder

	Active Compound	250 mg to 1000 mg
10	Hydroxypropyl- β -cyclodextrin	250 mg to 10 g
	Excipients – e.g., mannitol, sucrose and/or lactose	0-50 g
	Buffer agent – e.g., citrate	0-500 mg

15 The weight ratio of hydroxypropyl- β -cyclodextrin to the active compound will typically be from about 1:1 to about 10:1.

Representative Procedure: Hydroxypropyl- β -cyclodextrin and excipients and/or buffering agents, if any, are dissolved in about 60% of the water for injection. The active compound is added and dissolved and the pH is
20 adjusted with 1 M sodium hydroxide to 4.0-5.0 and the volume is adjusted to 95% of the final volume with water for injection. The pH is checked and adjusted, if necessary, and the volume is adjusted to the final volume with water for injection. The formulation is then sterile filtered through a 0.22
25 micron filter and placed into a sterile vial under aseptic conditions. The formulation is then freeze-dried using an appropriate lyophilization cycle. The vial is capped (optionally under partial vacuum or dry nitrogen), labeled and stored at room temperature or under refrigeration.

-49-

Formulation Example I

This example illustrates the preparation of a representative pharmaceutical composition containing a compound of this invention.

A sterile powder useful for preparing an injectable solution is prepared
5 having the following composition:

Sterile Powder

Active Compound	250 mg to 1000 mg
Hydroxypropyl- β -cyclodextrin	250 mg to 10 g ¹
Excipients	To be determined

The weight ratio of hydroxypropyl- β -cyclodextrin to the active will typically be from about 1:1 to about 10:1.

Representative Procedure: Hydroxypropyl- β -cyclodextrin and the active
15 compound (and any excipients) are dispersed into an appropriate sterile container and the container is sealed (optionally under partial vacuum or dry nitrogen), labeled and stored at room temperature or under refrigeration.

Administration of representative formulations H and I to a Patient

The pharmaceutical formulations described in formulation examples H and I
20 above can be administered intravenously to a patient by the appropriate medical personnel to treat or prevent gram-positive infections. For administration, the above formulations can be reconstituted and/or diluted with a diluent, such as 5% dextrose or sterile saline, as follows:

Representative Procedure: The lyophilized powder of formulation
25 example H (e.g., containing 1000 mg of active compound) is reconstituted with 20 mL of sterile water and the resulting solution is further diluted with 80 mL of sterile saline in a 100 mL infusion bag. The diluted solution is then administered to the patient intravenously over 30 to 120 minutes.

--50--

Formulation Example J

This example illustrates the preparation of a representative pharmaceutical composition for topical application of a compound of this invention.

5	Ingredients	grams
	Active compound	0.2-10
	Span 60	2
	Tween 60	2
10	Mineral oil	5
	Petrolatum	10
	Methyl paraben	0.15
	Propyl paraben	0.05
	BHA (butylated hydroxy anisole)	0.01
15	Water	q.s. to 100

All of the above ingredients, except water, are combined and heated to 60°C with stirring. A sufficient quantity of water at 60°C is then added with vigorous stirring to emulsify the ingredients, and water then added q.s. 100 g.

20

Formulation Example K

This example illustrates the preparation of a representative pharmaceutical composition containing a compound of this invention.

A suppository totaling 2.5 grams is prepared having the following composition:

25	Ingredients	
	Active Compound	500 mg
	Witepsol H-15*	balance
30	(*triglycerides of saturated vegetable fatty acid; a product of Riches-Nelson, Inc., New York, N.Y.)	

Utility

--51--

The glycopeptide compounds of this invention, and their pharmaceutically acceptable salts, are useful in medical treatments and exhibit biological activity, including antibacterial activity, which can be demonstrated in using the tests described herein. Such tests are well known to those skilled in the art, and are
5 referenced and described in Lorian "Antibiotics in Laboratory Medicine", Fourth Edition, Williams and Wilkins (1991).

Accordingly, this invention provides methods for treating bacterial or infectious diseases, especially those caused by Gram-positive microorganisms, in animals. The compounds of this invention are particularly useful in treating
10 infections caused by methicillin-resistant staphylococci. Also, the compounds are useful in treating infection due to enterococci, including vancomycin-resistant enterococci (VRE). Examples of such diseases include severe staphylococcal infections, such as staphylococcal endocarditis and staphylococcal septicemia. The animal treated may be either susceptible to, or infected with, the microorganism.
15 The method of treatment typically comprises administering to the animal an amount of a compound of this invention which is effective for this purpose.

In practicing this method, the antibiotic can be administered in a single daily dose or in multiple doses per day. The treatment regimen may require administration over extended periods of time, for example, for several days or for
20 from one to six weeks. The amount per administered dose or the total amount administered will depend on such factors as the nature and severity of the infection, the age and general health of the patient, the tolerance of the patient to the antibiotic and the microorganism or microorganisms in the infection.

Among other properties, the glycopeptide compounds of the invention have
25 been found to have reduced mammalian toxicity when administered to a mammal. For example, the disulfide or thioester derivatives of the invention have been found to have reduced liver and/or kidney accumulation compared to the corresponding compounds that lack the disulfide or thioester group(s). Moreover, certain compounds of the invention are expected to have reduced nephrotoxicity.
30 Additionally, it has been discovered that the addition of a cyclodextrin compound to

--52--

a pharmaceutical composition containing the glycopeptide compounds of this invention further reduces the nephrotoxicity and/or tissue accumulation of the glycopeptide compound when administered to a mammal.

The following synthetic and biological examples are offered to illustrate this invention and are not to be construed in any way as limiting the scope of this invention.

EXAMPLES

In the examples below, the following abbreviations have the following meanings. Any abbreviations not defined have their generally accepted meaning. Unless otherwise stated, all temperatures are in degrees Celsius.

	ACN	=	acetonitrile
	BOC, Boc	=	<i>tert</i> -butoxycarbonyl
	DIBAL-H	=	diisobutylaluminum hydride
	DIPEA	=	diisopropylethylamine
15	DMF	=	<i>N,N</i> -dimethylformamide
	DMSO	=	dimethyl sulfoxide
	eq.	=	equivalent
	EtOAc	=	ethyl acetate
	Fmoc	=	9-fluorenylmethoxycarbonyl
20	HOBT	=	1-hydroxybenzotriazole hydrate
	Me	=	methyl
	PyBOP	=	benzotriazol-1-yloxytris(pyrrolidino)phosphonium hexafluorophosphate
	TEMPO	=	2,2,6,6-tetramethyl-piperidinyloxy, free radical
25	TFA	=	trifluoroacetic acid
	THF	=	tetrahydrofuran
	TLC, tlc	=	thin layer chromatography

In the following examples, vancomycin hydrochloride semi-hydrate was purchased from Alapharma, Inc. Fort Lee, NJ 07024 (Alapharma AS, Oslo Norway). Other reagents and reactants are available from Aldrich Chemical Co., Milwaukee, WI 53201.

--53--

General Procedure A
Reductive Alkylation of Vancomycin

To a mixture of vancomycin (1 eq.) and the desired aldehyde (1.3 eq.) in DMF was added DIPEA (2 eq.). The reaction was stirred at ambient temperature for 5 1-2 hours and monitored by reverse-phase HPLC. Methanol and NaCNBH₃ (1 eq.) were added to the solution, followed by TFA (3 eq.). Stirring was continued for an additional hour at ambient temperature. After the reaction was complete, the methanol was removed *in vacuo*. The residue was precipitated in acetonitrile. Filtration gave the crude product which was then purified by reverse-phase HPLC. 10 If desired, other glycopeptides antibiotics may be used in this procedure.

General Procedure B
Preparation of MeOC(O)CH₂SSC₈H₁₇

In a N₂ purged flask there was dissolved Diethyl azodicarboxylate (5.0g, 28.71mmol) in dichloromethane (150mL). A solution of Methyl thioglycolate 15 (2.89g, 27.27mmol) in dichloromethane (50mL) was then added dropwise at room temperature over 20 minutes. After 1.5 hours stirring, a solution of octanethiol (4.8mL, 27.27mmol) in dichloromethane (50 mL) was added dropwise over 20 minutes, and the resulting solution was stirred for an additional 12 hours at room temperature. The solvent was then removed under reduced pressure, and the 20 resulting oil was then purified over flash silica with 5% ethyl acetate in hexanes to yield MeOC(O)CH₂SSC₈H₁₇ as a clear, colorless oil.

General Procedure C
Preparation of OHCCH₂SSC₈H₁₇

MeOC(O)CH₂SSC₈H₁₇ (1.85g, 7.39mmol) was dissolved in dry diethyl ether 25 (40mL) in a N₂ purged flask. The solution was cooled to -78°C, and DIBAL-H (8.87mL, 1.0 M in cyclohexane, 8.87mmol) was added to the cold solution dropwise via syringe. The reaction was stirred at -78°C for 1h 45min, after which H₂O (5mL) was added, the cold bath removed and the solution was allowed to slowly warm to

--54--

room temperature. Additional diethyl ether (60mL) was added, and the organic phase was washed with 1N HCl (3 x 100mL), dried over MgSO₄, and concentrated to yield HC(O)CH₂SSC₈H₁₇ (1.58g, 97.02%) as a milky oil.

Example 1

5

Preparation of Compound 1

Using general reductive alkylation procedure A described above, and the following amounts of materials, the title compound was prepared.

Amounts:

- 10 HC(O)CH₂SSC₈H₁₇ (1.58g, 7.17mmol)
 Vancomycin (10.65g, 7.17mmol)
 Diisopropylethyl amine (2.5mL, 14.20mmol)
 TFA (1.66mL, 21.51mmol)
 NaCNBH₃ (1.35g, 21.51mmol)

15 Once reduction of the imine was complete as evidenced by HPLC, the reaction mixture was poured into diethyl ether, and the resulting ppt was filtered. The crude product was purified by reverse phase HPLC to yield the title compound. MS calculated (M⁺) 1653.7; found (MH⁺)1654.4.

20 Using the above procedures and the appropriate starting materials the compounds shown in Table I were prepared. The mass spectral data for these compounds were as follows:

Compound No.	MW (freebase)	Observed MH ⁺
1	1653.7	1654.4
2	1667.71	1668.8
3	1667.71	1668.5
25 4	1681.74	1682.8

--55--

Example 2**Determination of Antibacterial Activity****A. In Vitro Determination of Antibacterial Activity****1. Determination of Minimal Inhibitory Concentrations (MICs)**

5 Bacterial strains were obtained from either American Type Tissue Culture Collection (ATCC), Stanford University Hospital (SU), Kaiser Permanente Regional Laboratory in Berkeley (KPB), Massachusetts General Hospital (MGH), the Centers for Disease Control (CDC), the San Francisco Veterans' Administration Hospital (SFVA) or the University of California San Francisco Hospital (UCSF).

10 Vancomycin resistant enterococci were phenotyped as Van A or Van B based on their sensitivity to teicoplanin. Some vancomycin resistant enterococci that had been genotyped as Van A, Van B, Van C1 or Van C2 were obtained from the Mayo Clinic.

Minimal inhibitory concentrations (MICs) were measured in a microdilution
15 broth procedure under NCCLS guidelines. Routinely, the compounds were serially diluted into Mueller-Hinton broth in 96-well microtiter plates. Overnight cultures of bacterial strains were diluted based on absorbance at 600 nm so that the final concentration in each well was 5×10^5 cfu/mL. Plates were returned to a 35°C incubator. The following day (or 24 hours in the case of Enterococci strains), MICs
20 were determined by visual inspection of the plates. Strains routinely tested in the initial screen included methicillin-sensitive *Staphylococcus aureus* (MSSA), methicillin-resistant *Staphylococcus aureus*, methicillin-sensitive *Staphylococcus epidermidis* (MSSE), methicillin-resistant *Staphylococcus epidermidis* (MRSE), vancomycin sensitive *Enterococcus faecium* (VSE Fm), vancomycin sensitive
25 *Enterococcus faecalis* (VSE Fs), vancomycin resistant *Enterococcus faecium* also resistant to teicoplanin (VRE Fm Van A), vancomycin resistant *Enterococcus faecium* sensitive to teicoplanin (VRE Fm Van B), vancomycin resistant *Enterococcus faecalis* also resistant to teicoplanin (VRE Fs Van A), vancomycin

--56--

resistant *Enterococcus faecalis* sensitive to teicoplanin (VRE Fs Van B),
enterococcus gallinarium of the Van A genotype (VRE Gm Van A), enterococcus
gallinarium of the Van C-1 genotype (VRE Gm Van C-1), enterococcus
casseliflavus of the Van C-2 genotype (VRE Cs Van C-2), enterococcus
5 of the Van C-2 genotype (VRE Fv Van C-2), and penicillin-sensitive *Streptococcus*
pneumoniae (PSSP) and penicillin-resistant *Streptococcus pneumoniae* (PSRP).
Because of the inability of PSSP and PSRP to grow well in Mueller-Hinton broth,
MICs with those strains were determined using either TSA broth supplemented with
defibrinated blood or blood agar plates. Compounds which had significant activity
10 against the strains mentioned above were then tested for MIC values in a larger panel
of clinical isolates including the species listed above as well as non-speciated
coagulase negative *Staphylococcus* both sensitive and resistant to methicillin (MS-
CNS and MR-CNS). In addition, they were tested for MICs against gram negative
organisms, such as *Escherichia coli* and *Pseudomonas aeruginosa*.

15 2. Determination of Kill Time

Experiments to determine the time required to kill the bacteria were
conducted as described in Lorian, "Antibiotics in Laboratory Medicine", Fourth
Edition, Williams and Wilkins (1991). These experiments were conducted normally
with both staphylococcus and enterococcus strains.

20 Briefly, several colonies were selected from an agar plate and grown at 35°C
under constant agitation until it achieved a turbidity of approximately 1.5 and 10⁸
CFU/mL. The sample was then diluted to about 6 x 10⁶ CFU/mL and incubated at
35°C under constant agitation was continued. At various times aliquots were
removed and five ten-fold serial dilutions were performed. The pour plate method
25 was used to determine the number of colony forming units (CFUs).

In general, the compounds of the invention were active in the above tests *in vitro* tests and demonstrated a broad spectrum of activity.

--57--

B. In Vivo Determination of Antibacterial Activity

1. Acute Tolerability Studies in Mice

In these studies, a compound of this invention was administered either intravenously or subcutaneously and observed for 5-15 minutes. If there were no adverse effects, the dose was increased in a second group of mice. This dose incrementation continued until mortality occurred, or the dose was maximized. Generally, dosing began at 20 mg/kg and increased by 20 mg/kg each time until the maximum tolerated dose (MTD) is achieved.

2. Bioavailability Studies in Mice

Mice were administered a compound of this invention either intravenously or subcutaneously at a therapeutic dose (in general, approximately 50 mg/kg). Groups of animals were placed in metabolic cages so that urine and feces could be collected for analysis. Groups of animals (n = 3) were sacrificed at various times (10 min, 1 hour and 4 hours). Blood was collected by cardiac puncture and the following organs were harvested—lung, liver, heart, brain, kidney, and spleen. Tissues were weighed and prepared for HPLC analysis. HPLC analysis on the tissue homogenates and fluids was used to determine the concentration of the test compound or I/II present. Metabolic products resulting from changes to the test compound were also determined at this juncture.

3. Mouse Septicemia Model

In this model, an appropriately virulent strain of bacteria (most commonly *S. aureus*, or *E. Faecalis* or *E. Faecium*) was administered to mice (N=5 to 10 mice per group) intraperitoneally. The bacteria was combined with hog gastric mucin to enhance virulence. The dose of bacteria (normally 10^5 - 10^7) was that sufficient to induce mortality in all of the mice over a three day period. One hour after the bacteria was administered, a compound of this invention was administered in a single dose either IV or subcutaneously. Each dose was administered to groups of 5 to 10 mice, at doses that typically ranged from a maximum of about 20 mg/kg to a

--58--

minimum of less than 1 mg/kg. A positive control (normally vancomycin with vancomycin sensitive strains) was administered in each experiment. The dose at which approximately 50% of the animals are saved was calculated from the results.

4. Neutropenic Thigh Model

5 In this model, antibacterial activity of a compound of this invention was evaluated against an appropriately virulent strain of bacteria (most commonly *S. aureus*, or *E. Faecalis* or *E. Faecium*, sensitive or resistant to vancomycin). Mice were initially rendered neutropenic by administration of cyclophosphamide at 200 mg/kg on day 0 and day 2. On day 4 they were infected in the left anterior thigh by
10 an IM injection of a single dose of bacteria. The mice were then administered the test compound one hour after the bacteria and at various later times (normally 1, 2.5, 4 and 24 hours) the mice were sacrificed (3 per time point) and the thigh excised, homogenized and the number of CFUs (colony forming units) were determined by plating. Blood was also plated to determine the CFUs in the blood.

15 5. Pharmacokinetic Studies

The rate at which a compound of this invention is removed from the blood can be determined in either rats or mice. In rats, the test animals were cannulated in the jugular vein. The test compound was administered via tail vein injection, and at various time points (normally 5, 15, 30,60 minutes and 2,4,6 and 24 hours) blood
20 was withdrawn from the cannula. In mice, the test compound was also administered via tail vein injection, and at various time points. Blood was normally obtained by cardiac puncture. The concentration of the remaining test compound was determined by HPLC.

In general, the compounds of the invention were active in the above test in
25 vivo and demonstrated a broad spectrum of activity.

Example 3**Determination of Tissue Accumulation****A. Tissue Distribution Using Radiolabeled Compound**

This procedure is used to examine the tissue distribution, excretion and
5 metabolism of a radiolabeled test compound in both male and female rats following
intravenous infusion at 10 mg/kg. Male and female Sprague-Dawley rats (n = 2 per
sex per compound) are dosed with ³H-labeled test compound at 10 (400 μCi/kg) and
12.5 mg/kg (100 μCi/kg), respectively, via intravenous infusion (~2 min). The test
10 compound is formulated in 5% hydroxypropyl-β-cyclodextrin as 2.5 mg/mL
solution. Urine and feces are cage collected over 24 hours period. At 24 hours after
dosing, animals are sacrificed and tissues are removed. Serum, urine and tissues are
analyzed for total radioactivity by oxidation followed by liquid scintillation
counting. Urine and selected tissues samples are extracted and analyzed by reverse
phase HPLC with radioactive flow detector for the presence of potential metabolites.

15 B. Tissue Accumulation Following Single Dose

This procedure is used to evaluate tissue distribution of a test compound in
rats following single dose administration by infusion. Male Sprague-Dawley rats (n
= 3 per dose groups) are dosed with 50 mg/kg of a test compound. Two
formulations are used: 30% PEG 400 and 10% sulfobutylether-β-cyclodextrin.
20 Urine samples are cage collected over 24 hours. Blood samples are collected for
serum chemistry and concentration determination. Liver and kidneys are removed
for histology evaluation. One kidney and part of the liver are homogenized for
concentration analysis using reverse phase HPLC with UV detection. Drug
concentrations in urine and serum samples are determined by LC-MS analysis.

--60--

C. Tissue Distribution Following Multiple Doses

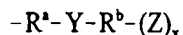
This procedure is used to evaluate the potential tissue accumulation of a test compound in rats following multiple dose administration by intravenous infusion. Male and female Sprague-Dawley rats (n = 4 per sex per dose group) are dosed with a test compound at 12.5, 25 and 50 mg/kg per day for seven days. Animals are sacrificed at day 1 (n = 3 per sex per dose group) following the last dose administered. One animal per sex per dose group is retained as recovery animal and sacrificed at day 7 following the last dose administered. The test compound is formulated in 5% hydroxypropyl- β -cyclodextrin or 1% sucrose/4.5% dextrose. Urine samples are cage collected at days 1 and 7 post-dose. Blood samples are collected for serum chemistry and concentration determination. Liver and kidneys are removed for histology evaluation. One kidney and part of the liver are homogenized for concentration analysis using reverse phase HPLC with UV detection. Drug concentrations in urine and serum samples are determined by LC-MS analysis.

While the present invention has been described with reference to the specific embodiments thereof, it should be understood by those skilled in the art that various changes may be made and equivalents may be substituted without departing from the true spirit and scope of the invention. In addition, many modifications may be made to adapt a particular situation, material, composition of matter, process, process step or steps, to the objective, spirit and scope of the present invention. All such modifications are intended to be within the scope of the claims appended hereto. Additionally, all publications, patents, and patent documents cited hereinabove are incorporated by reference herein in full, as though individually incorporated by reference.

--61--

WHAT IS CLAIMED IS:

1. A glycopeptide compound having at least one substituent of the formula:



wherein

- 5 each R^a is independently alkylene, substituted alkylene, alkenylene, substituted alkenylene, alkynylene, substituted alkynylene, cycloalkylene, substituted cycloalkylene, cycloalkenylene, substituted cycloalkenylene, arylene, heteroarylene, heterocyclene, -C(O)-alkylene, substituted -C(O)-alkylene, -C(O)-alkenylene, substituted -C(O)-alkenylene, -C(O)-alkynylene, substituted
- 10 -C(O)-alkynylene, -C(O)-cycloalkylene, substituted -C(O)-cycloalkylene, -C(O)-cycloalkenylene, substituted -C(O)-cycloalkenylene, -C(O)-arylene, -C(O)-heteroarylene, or -C(O)-heterocyclene;

- each R^b is independently a covalent bond, alkylene, substituted alkylene, alkenylene, substituted alkenylene, alkynylene, substituted alkynylene,
- 15 cycloalkylene, substituted cycloalkylene, cycloalkenylene, or substituted cycloalkenylene; provided R^b is not a covalent bond when Z is hydrogen;

- each Y is independently selected from the group consisting of oxygen, sulfur, -S-S-, -S-C(=O)-, -C(=O)-S-, -NR^c-, -S(O)-, -SO₂-, -NR^cC(O)-, -OSO₂-, -OC(O)-, -NR^cSO₂-, -C(O)NR^c-, -C(O)O-, -SO₂NR^c-, -SO₂O-,
- 20 -P(O)(OR^c)O-, -P(O)(OR^c)NR^c-, -OP(O)(OR^c)O-, -OP(O)(OR^c)NR^c-, -OC(O)O-, -NR^cC(O)O-, -NR^cC(O)NR^c-, -OC(O)NR^c-, C(=O), and -NR^cSO₂NR^c-;

- each Z is independently selected from hydrogen, aryl, cycloalkyl, cycloalkenyl, heteroaryl and heterocyclic;
- 25 each R^c is independently selected from the group consisting of hydrogen, alkyl, substituted alkyl, alkenyl, substituted alkenyl, alkynyl, substituted alkynyl, cycloalkyl, substituted cycloalkyl, cycloalkenyl, substituted cycloalkenyl, aryl, heteroaryl, heterocyclic and -C(O)R^d;

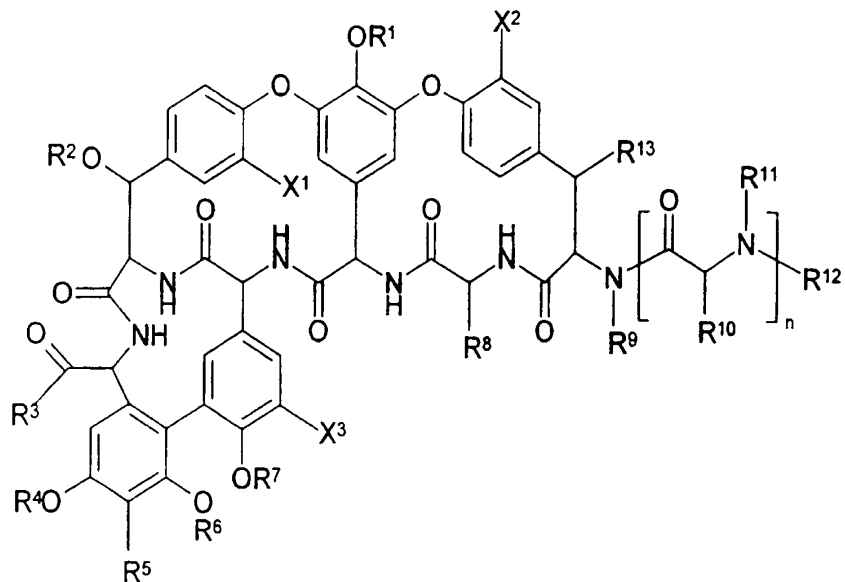
--62--

each R^d is independently selected from the group consisting of alkyl, substituted alkyl, alkenyl, substituted alkenyl, alkynyl, substituted alkynyl, cycloalkyl, substituted cycloalkyl, cycloalkenyl, substituted cycloalkenyl, aryl, heteroaryl and heterocyclic; and

- 5 x is 1 or 2;
 or a pharmaceutically acceptable salt, stereoisomer, or prodrug thereof;
 provided that at least one Y is -S-S- or -S-C(=O)-; and
 provided the glycopeptide is not substituted at the carboxy terminus with a
 substituent that comprises more than one carboxy group; and
10 provided the glycopeptide is not substituted at the carboxy terminus with a
 substituent that comprises one or more saccharide groups and a carboxy group; and
 provided the glycopeptide is not substituted on a saccharide nitrogen that
 corresponds to N^{ran} with a substituent that comprises two or more hydroxy groups.

2. The glycopeptide of claim 1 wherein each R^a is selected from the group
15 consisting of alkylene, substituted alkylene, alkenylene, substituted alkenylene,
 alkynylene and substituted alkynylene.
3. The glycopeptide of claim 1 wherein each R^b is independently selected from
 the group consisting of a covalent bond, alkylene, substituted alkylene, alkenylene,
 substituted alkenylene, alkynylene and substituted alkynylene, provided R^b is not a
20 covalent bond when Z is hydrogen.
4. The glycopeptide of claim 1 which is a compound of formula I:

--63--



(I)

wherein:

R^1 is hydrogen, alkyl, substituted alkyl, alkenyl, substituted alkenyl, alkynyl, substituted alkynyl, cycloalkyl, substituted cycloalkyl, cycloalkenyl, substituted cycloalkenyl, aryl, heteroaryl, heterocyclic, $-R^a-Y-R^b-(Z)_x$; or a saccharide group optionally substituted with $-R^2-Y-R^b-(Z)_x$;

R^2 is hydrogen or a saccharide group optionally substituted with $-R^a-Y-R^b-(Z)_x$, R^f , $-C(O)R^f$, or $-C(O)-R^a-Y-R^b-(Z)_x$;

R^3 is $-OR^c$, $-NR^cR^c$, $-O-R^a-Y-R^b-(Z)_x$, $-NR^c-R^a-Y-R^b-(Z)_x$, $-NR^cR^c$, or $-O-R^c$;

R^4 is selected from the group consisting of hydrogen, alkyl, substituted alkyl, alkenyl, substituted alkenyl, alkynyl, substituted alkynyl, $-R^a-Y-R^b-(Z)_x$, $-C(O)R^d$ and a saccharide group optionally substituted with $-R^a-Y-R^b-(Z)_x$, R^f , $-C(O)R^f$, or $-C(O)-R^a-Y-R^b-(Z)_x$;

--64--

R⁵ is selected from the group consisting of hydrogen, halo, -CH(R^c)-NR^cR^c, -CH(R^c)-NR^cR^c, -CH(R^c)-NR^c-R^a-Y-R^b-(Z)_x, -CH(R^c)-R^x, and -CH(R^c)-NR^c-R^a-C(=O)-R^x;

R⁶ is selected from the group consisting of hydrogen, alkyl, substituted alkyl, alkenyl, substituted alkenyl, alkynyl, substituted alkynyl, -R^a-Y-R^b-(Z)_x, -C(O)R^d and a saccharide group optionally substituted with -NR^c-R^a-Y-R^b-(Z)_x, or R⁵ and R⁶ can be joined, together with the atoms to which they are attached, form a heterocyclic ring optionally substituted with -NR^c-R^a-Y-R^b-(Z)_x;

R⁷ is selected from the group consisting of hydrogen, alkyl, substituted alkyl, alkenyl, substituted alkenyl, alkynyl, substituted alkynyl, -R^a-Y-R^b-(Z)_x, and -C(O)R^d;

R⁸ is selected from the group consisting of hydrogen, alkyl, substituted alkyl, alkenyl, substituted alkenyl, alkynyl, substituted alkynyl, cycloalkyl, substituted cycloalkyl, cycloalkenyl, substituted cycloalkenyl, aryl, heteroaryl and heterocyclic;

R⁹ is selected from the group consisting of hydrogen, alkyl, substituted alkyl, alkenyl, substituted alkenyl, alkynyl, substituted alkynyl, cycloalkyl, substituted cycloalkyl, cycloalkenyl, substituted cycloalkenyl, aryl, heteroaryl and heterocyclic;

R¹⁰ is selected from the group consisting of hydrogen, alkyl, substituted alkyl, alkenyl, substituted alkenyl, alkynyl, substituted alkynyl, cycloalkyl, substituted cycloalkyl, cycloalkenyl, substituted cycloalkenyl, aryl, heteroaryl and heterocyclic; or R⁸ and R¹⁰ are joined to form -Ar¹-O-Ar²-, where Ar¹ and Ar² are independently arylene or heteroarylene;

R¹¹ is selected from the group consisting of hydrogen, alkyl, substituted alkyl, alkenyl, substituted alkenyl, alkynyl, substituted alkynyl, cycloalkyl, substituted cycloalkyl, cycloalkenyl, substituted cycloalkenyl, aryl, heteroaryl and heterocyclic, or R¹⁰ and R¹¹ are joined, together with the carbon and nitrogen atoms to which they are attached, to form a heterocyclic ring;

R¹² is selected from the group consisting of hydrogen, alkyl, substituted alkyl, alkenyl, substituted alkenyl, alkynyl, substituted alkynyl, cycloalkyl, substituted cycloalkyl, cycloalkenyl, substituted cycloalkenyl, aryl, heteroaryl,

--65--

heterocyclic, $-C(O)R^d$, $-C(NH)R^d$, $-C(O)NR^cR^c$, $-C(O)OR^d$, $-C(NH)NR^cR^c$ and $-R^a-Y-R^b-(Z)_n$, or R^{11} and R^{12} are joined, together with the nitrogen atom to which they are attached, to form a heterocyclic ring;

R^{13} is selected from the group consisting of hydrogen or $-OR^{14}$;

5 R^{14} is selected from hydrogen, $-C(O)R^d$ and a saccharide group;

each R^a is independently selected from the group consisting of alkylene, substituted alkylene, alkenylene, substituted alkenylene, alkynylene and substituted alkynylene;

10 each R^b is independently selected from the group consisting of a covalent bond, alkylene, substituted alkylene, alkenylene, substituted alkenylene, alkynylene and substituted alkynylene, provided R^b is not a covalent bond when Z is hydrogen;

each R^c is independently selected from the group consisting of hydrogen, alkyl, substituted alkyl, alkenyl, substituted alkenyl, alkynyl, substituted alkynyl, cycloalkyl, substituted cycloalkyl, cycloalkenyl, substituted cycloalkenyl, aryl, heteroaryl, heterocyclic and $-C(O)R^d$;

each R^d is independently selected from the group consisting of alkyl, substituted alkyl, alkenyl, substituted alkenyl, alkynyl, substituted alkynyl, cycloalkyl, substituted cycloalkyl, cycloalkenyl, substituted cycloalkenyl, aryl, heteroaryl and heterocyclic;

20 R^e is a saccharide group;

each R^f is independently alkyl, substituted alkyl, alkenyl, substituted alkenyl, alkynyl, substituted alkynyl, cycloalkyl, substituted cycloalkyl, cycloalkenyl, substituted cycloalkenyl, aryl, heteroaryl, or heterocyclic;

R^x is a nitrogen-linked amino saccharide or a nitrogen-linked heterocycle;

25 X^1 , X^2 and X^3 are independently selected from hydrogen or chloro;

each Y is independently selected from the group consisting of oxygen, sulfur, $-S-S-$, $-S-C(=O)-$, $-C(=O)-S-$, $-NR^c-$, $-S(O)-$, $-SO_2-$, $-NR^cC(O)-$, $-OSO_2-$, $-OC(O)-$, $-NR^cSO_2-$, $-C(O)NR^c-$, $-C(O)O-$, $-SO_2NR^c-$, $-SO_2O-$, $-P(O)(OR^c)O-$, $-P(O)(OR^c)NR^c-$, $-OP(O)(OR^c)O-$, $-OP(O)(OR^c)NR^c-$,

--66--

-OC(O)O-, -NR^cC(O)O-, -NR^cC(O)NR^c-, -OC(O)NR^c-, C(=O), and
-NR^cSO₂NR^c-;

each Z is independently selected from hydrogen, aryl, cycloalkyl,
cycloalkenyl, heteroaryl and heterocyclic;

5 n is 0, 1 or 2; and

x is 1 or 2;

or a pharmaceutically acceptable salt, stereoisomer, or prodrug thereof;

wherein the glycopeptide is substituted with one or more groups wherein Y
is -S-S-, or -S-C(=O)-;

10 provided R³ is not a substituent that comprises more than one carboxy group.

5. The glycopeptide of claim 4 wherein R¹ is an amino saccharide group
substituted on the amine with a substituent that comprises one or more disulfide or
thioester bonds.

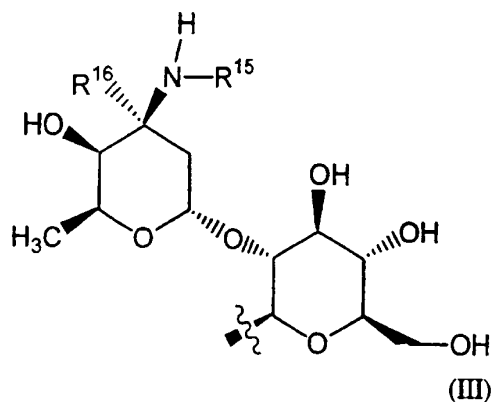
6. The glycopeptide of claim 4 wherein R¹ is an amino saccharide group
15 substituted on the amine with a group of formula -R^a-W-R^b wherein: W is -S-S- or
-S-C(=O)- and R^b is alkyl, substituted alkyl, alkenyl, substituted alkenyl, alkynyl,
substituted alkynyl, cycloalkyl, substituted cycloalkyl, cycloalkenyl, substituted
cycloalkenyl, aryl, heteroaryl, or heterocyclic.

7. The glycopeptide of claim 4 wherein R^a is alkylene, substituted alkylene,
20 alkenylene, substituted alkenylene, alkynylene, substituted alkynylene,
-C(O)-alkylene, substituted -C(O)-alkylene, -C(O)-alkenylene, substituted
-C(O)-alkenylene, -C(O)-alkynylene, or substituted -C(O)-alkynylene.

8. The glycopeptide of claim 4 wherein R^b is alkyl, substituted alkyl, alkenyl,
substituted alkenyl, alkynyl, or substituted alkynyl.

--67--

9. The glycopeptide of claim 4 wherein R^1 is a saccharide group of formula (III):

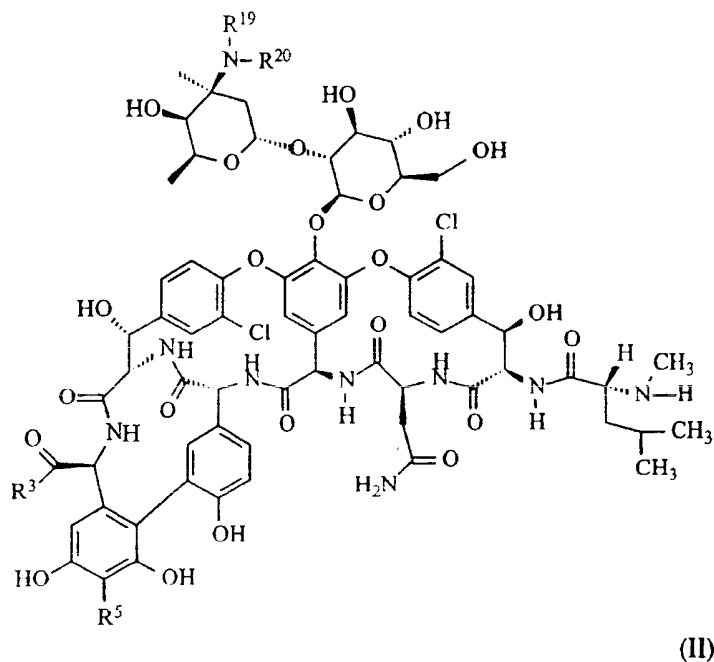


wherein R^{15} is $-R^a-W-R^b$; and R^{16} is hydrogen or methyl.

10. The glycopeptide of claim 4 wherein R^2 , R^4 , R^6 , and R^7 are each hydrogen.
- 5 11. The glycopeptide of claim 4 wherein R^3 is $-OH$.
12. The glycopeptide of claim 4 wherein R^5 is hydrogen, $-CH_2-NHR^c$, $-CH_2-NR^cR^c$ or $-CH_2-NH-R^a-Y-R^b-(Z)_x$.

--68--

13. The glycopeptide of claim 4 which is a compound of formula II:



wherein:

R^{19} is hydrogen;

R^{20} is $-R^a-W-R^h$;

- 5 R^a is alkylene, substituted alkylene, alkenylene, substituted alkenylene, alkynylene, substituted alkynylene, cycloalkylene, substituted cycloalkylene, cycloalkenylene, substituted cycloalkenylene, arylene, heteroarylene, heterocyclene, $-C(O)$ -alkylene, substituted $-C(O)$ -alkylene, $-C(O)$ -alkenylene, substituted $-C(O)$ -alkenylene, $-C(O)$ -alkynylene, substituted $-C(O)$ -alkynylene,
- 10 $-C(O)$ -cycloalkylene, substituted $-C(O)$ -cycloalkylene, $-C(O)$ -cycloalkenylene, substituted $-C(O)$ -cycloalkenylene, $-C(O)$ -arylene, $-C(O)$ -heteroarylene, or $-C(O)$ -heterocyclene;

R^h is alkyl, substituted alkyl, alkenyl, substituted alkenyl, alkynyl, substituted alkynyl, cycloalkyl, substituted cycloalkyl, cycloalkenyl, substituted cycloalkenyl,

- 15 aryl, heteroaryl, or heterocyclic;

--69--

W is -S-S- or -S-C(=O)- and

R³, and R⁵ have the values defined in claim 4;

or a pharmaceutically acceptable salt, stereoisomer, or prodrug thereof.

- 5 14. The glycopeptide of claim 13 wherein R^a is alkylene, substituted alkylene, alkenylene, substituted alkenylene, alkynylene, substituted alkynylene, -C(O)-alkylene, substituted -C(O)-alkylene, -C(O)-alkenylene, substituted -C(O)-alkenylene, -C(O)-alkynylene, or substituted -C(O)-alkynylene; and R^b is alkyl, substituted alkyl, alkenyl, substituted alkenyl, alkynyl, or substituted alkynyl.
- 10 15. The glycopeptide of claim 13 wherein R²⁰ is -(CH₂)₃S-S(CH₂)₇CH₃.
16. A pharmaceutical composition comprising a pharmaceutically acceptable carrier and a therapeutically effective amount of a compound of any of claims 1-15.
17. The pharmaceutical composition of claim 16, which comprises a cyclodextrin.
- 15 18. A compound as described in any one of claims 1-15 for use in medical therapy.
19. The use of a compound as described in any one of claims 1-15 for preparing a medicament useful for treating a bacterial disease in a mammal.
- 20 20. A method of treating a mammal having a bacterial disease, the method comprising administering to the mammal a therapeutically effective amount of a glycopeptide of any one of claims 1, 4, and 13.
21. A method of treating a mammal having a bacterial disease, the method comprising administering to the mammal a therapeutically effective amount of

--70--

a pharmaceutical composition of claim 16.

The first part of the document discusses the importance of maintaining accurate records of all transactions. It emphasizes that every entry, no matter how small, should be recorded to ensure the integrity of the financial statements. This includes not only sales and purchases but also expenses, income, and any other financial activity.

The second part of the document provides a detailed breakdown of the accounting process. It starts with the identification of the accounting cycle, which consists of eight steps: identifying the accounting cycle, analyzing and journalizing the transactions, posting to the ledger, preparing a trial balance, adjusting the accounts, preparing financial statements, and closing the books. Each step is explained in detail, with examples and practical advice.

The third part of the document focuses on the preparation of financial statements. It covers the balance sheet, the income statement, and the statement of owner's equity. It explains how these statements are derived from the accounting records and how they provide a comprehensive view of the company's financial health.

The fourth part of the document discusses the importance of internal controls. It outlines various control procedures, such as segregation of duties, authorization, and documentation, which are essential for preventing errors and fraud. It also discusses the role of the auditor in verifying the accuracy of the financial statements.

The fifth part of the document covers the final steps of the accounting process, including the closing of the books and the preparation of the final financial statements. It explains how the temporary accounts are closed to the permanent accounts and how the final financial statements are prepared and presented.